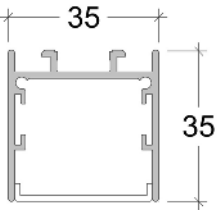
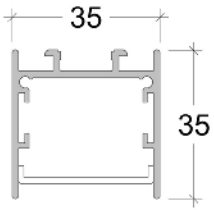




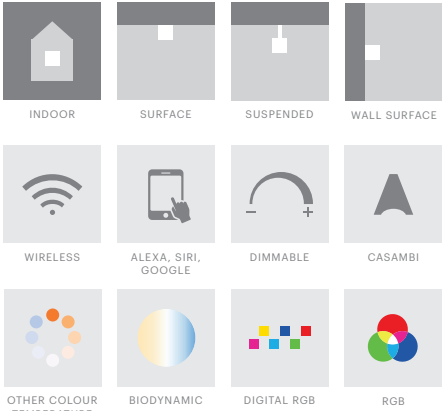
This fixture boasts the capability to emit light both upwards and downwards, providing a versatile lighting solution adaptable to various environments and applications. Works very well both with low and high power. It is highly resistant, and its design ends up being almost invisible, but when it is visible (either when surface mounted or when suspended), it almost goes unnoticed because of its small size.



Flat difusser



Recessed difusser



1. Profile

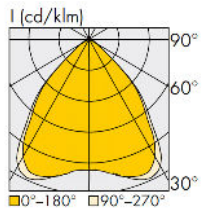
a. Profile + UGR Light <19

Reference	Wattage	Description	CCT	Light Distribution	Louvre Colour	Finish	Dim	Size
465.UGR	14 14W/m	LED 200mA 2600 lm/m	27 2700K	2 Medium 60°	W White	○ 10 White	XXX Driver not included (See Driver Section)	M Linear meter
	24 24W/m	LED 350mA 4600 lm/m	30 3000K	3 Wide 90°	B Black	● 20 Black		
			40 4000K			● 30 Aluminium		

*Additional finishes
available upon request

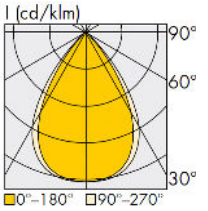


Wide 90°

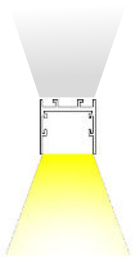


UGR ≤ 19 for 2600lm/m

Medium 60°



UGR ≤ 19




Louvre Colour




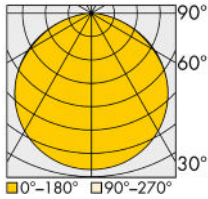
b. Profile + Direct Light Opal

Reference	Led	Light Distribution	Finish	Dim	Size
465.OPD	LedStrip not included (see LedStrip section)	6 Opal 120°	○ 10 White ● 20 Black ● 30 Aluminium	XXX Driver not included (See Driver Section)	M Linear meter




*Additional finishes
available upon request



Opal Down 120°



c. Profile + Direct Light Microprismatic

Reference	Led	Light Distribution	Finish	Dim	Size
465.MPD	LedStrip not included (see LedStrip section)	6 Microprismatic	 10 White	XXX Driver not included (See Driver Section)	M Linear meter
			 20 Black		
			 30 Aluminium		
			*Additional finishes available upon request		

2. Cover Indirect Light Opal

Reference	Lumen	Description	CCT	Dim	Size
465.OPI	1000	14,4W/m LED 24V 120 Leds/m	27 2700K	XXX Driver not included (See Driver Section)	M Linear meter
	2000	19,2W/m LED 24V 240 Leds/m	30 3000K		
	3000	24W/m HE LED 24V 128 Leds/m (only 3000K)	40 4000K		

3. Endcap

Reference	Description	Finish
465.11	Cubus-2 endcap (2 units)	○ 10 White
		● 20 Black
		● 30 Aluminium

4.Fixations & Connections

Reference	Description
457.21	Cubus-2 & Momentum surface clip for ceiling (1 unit /1m)
457.22	Cubus-2 & Momentum suspension kit (1 unit / 1m & cable 2m)
457.24	Cubus-2 & Momentum surface clip for wall (1 unit / 1m)
465.31	Cubus-2 linear connection (if length > 3m)
465.32	Cubus-2 connection 90°
465.33.XXX	Cubus-2 custom connection XXX




PROJECT: POLIESTETIC BY PVC, EL VENDRELL





OFFICES IN BARCELONA / PROJECT: PARIS CAMPS / PHOTO: JORGE DE JORGE



OFFICES IN BARCELONA / PROJECT: BATLLE I ROIG / PHOTO: JORGE DE JORGE

5. Mounting Kits

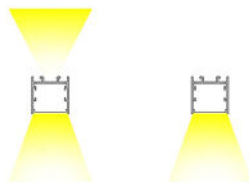
Surface

Reference	Description
457.41	Cubus-2 & Momentum power feed for surface mounting

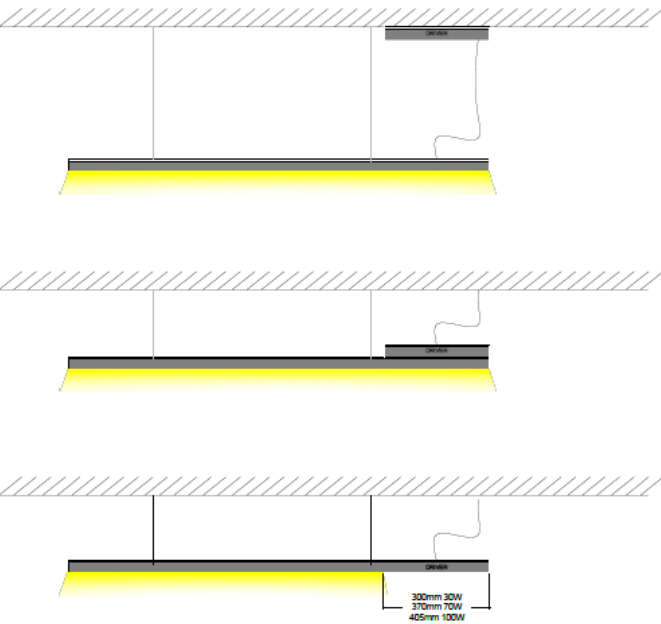
Suspension

Reference	Description	Finish
465.42	Cubus-2 power feed kit and electrification for suspension (cable 2m)	<div><div>○ 10 White</div><div>● 20 Black</div><div>● 30 Aluminium</div></div>

Up/Down Light

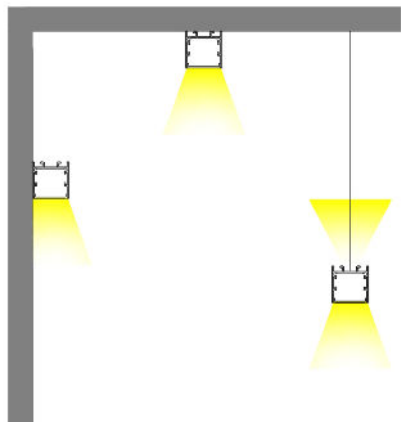


Upon request




* For those who prefer simplicity or have specific installation requirements, the CUBUS-2 is also available with a built-in driver, with several mounting options


Surface / Suspended / Wall



Our customizable Cubus-2 offer the option to have the driver remote or built into the fixture itself. You can choose to have it situated at one end, which leaves a portion of the diffuser non-illuminating, or mounted on the profile, or within a special canopy. These tailored configurations are available upon request to suit your specific design needs.



Flat difusser



Recessed difusser





MARTA'S LEMON PIE / PROJECT: ISABEL LÓPEZ VILALTA+ASOCIADOS



PROJECT: FERRUZ DECORADORS



PRATS INTERNATIONAL BRANDS / PROJECT: VOLDOS ARCHITECTURE & DESIGN STATION