

# GOOD NIGHT

Lighting Special Products

LUMIK Custom Made



## LUMIK Custom Made

**LUMIK Wall Light**  
**LUMIK Spotlight**  
**LUMIK Surface**  
**LUMIK Recessed**  
**LUMIK Suspended**

Product  
Elements of the page

Product  
name

Image

Technical  
information

Product  
reference

**Balnearis**

10007

GOOD NIGHT

Recessed

INDOOR
 RECESSED

ALEXA, SIRI, GOOGLE
 DIMMABLE
 CASAMBI
 WIRELESS

---

<b>Installation</b>	Indoor	<b>CRI</b>	>90
<b>Mounting Position</b>	Ceiling recessed	<b>Life Time</b>	40.000 h
<b>IP</b>	20	<b>Cut-out Size</b>	Ø75 h80mm
<b>Wattage</b>	12W	<b>Dimensions</b>	Ø85 h70mm
<b>Lumen Output</b>	900	<b>Adjustable</b>	No
<b>Connection</b>	300mA		
<b>Driver</b>	Included remote		
<b>Dimmable*</b>	ON/OFF, DALI, PUSH (dimmable drivers on request)		

1000712.\*\*.5.10

Number	W	Colour Temperature	Light Distribution	Finish	Dim
10007	12	27 2700	5 Asymetric 50°	10 White	NDI* Driver included (non-dimmable) Dimmable driver upon request
		30 3000			

Symbols


Range of uses

- |  |   |
|--|---|
| <ul style="list-style-type: none"> <li> Indoor</li> <li> Outdoor</li> <li> Ceiling Recessed</li> <li> Wall Recessed</li> <li> Surface</li> </ul> | <ul style="list-style-type: none"> <li> Suspended</li> <li> Track</li> <li> Spike</li> <li> Ground recessed</li> <li> Wall surface</li> </ul> |
|--|---|

Light distribution

- |   |   |  |
|---|---|--|
| <ul style="list-style-type: none"> <li> 1 Narrow</li> <li> 2 Medium</li> <li> 3 Wide</li> <li> 4 Superwide</li> <li> 5 Asymetric</li> </ul> | <ul style="list-style-type: none"> <li> 5D Double asymetric</li> <li> 5L Asymetric left</li> <li> 5R Asymetric right</li> <li> 6 Opal</li> <li> 7A 50°x50°</li> </ul> | <ul style="list-style-type: none"> <li> 7B 70°x70°</li> <li> 8 Elyptical</li> <li> 9 Zoom</li> </ul> |
|---|---|--|

Reference composition



Finishings

- 10 White
- 21 Black & White
- 60 Dark Grey
- ◎ 11 White & White
- ◎ 22 Black & Black
- ◎ 66 Dark Grey & Dark Grey
- ◎ 12 White & Black
- 24 Black & Gold
- 70 Chrome
- ◎ 14 White & Gold
- 26 Black & Dark Grey
- 80 Inox
- 17 White & Chrome
- 30 Aluminium
- 90 Gypsum
- ◎ 18 White & Copper
- 32 Aluminium & Black
- 20 Black
- 40 Gold

Control

- 📶 Wireless
- 📱 Alexa, Siri, Google
- 📢 Casambi
- 🔌 Dimmable

Special LED

- 🌈 Other colour temperatures
- 🍴 Special LED food and others
- 🌿 Biodynamic
- 🎨 Digital RGB
- 🌈 RGB

LUMIK Custom Made

LUMIK Wall Light



VINEA SQ GU10  
page 11



VINEA SQ  
DOUBLE 2GU10  
page 12



PALPEBRA  
page 15



PLANUS  
page 16



VINEA ROUND  
GU10 page 19




VINEA ROUND  
DOUBLE 2 x  
GU10 page 21




LUDERE  
page 23




LUDO  
page 25




STABILUM 650  
page 26




STABILUM 930  
page 27




STABILUM  
1200 page 28



FIRMUS 600  
page 29



FIRMUS 900  
page 30



FIRMUS 1200  
page 31




FIRMUS DOUBLE  
600 page 32




FIRMUS DOUBLE  
900 page 33




FIRMUS DOUBLE  
1200 page 34



IMMOBILIS  
DOUBLE 600  
page 35



IMMOBILIS  
DOUBLE 900  
page 36



IMMOBILIS  
DOUBLE 1200  
page 37



GUTTA MURUS  
GU10 page 38

LUMIK Spot Light



BUXA TRACK  
page 41



BUXA SURFACE  
page 42



CAPIO TRACK  
page 43



CAPIO SURFACE  
page 44



CETERUS TRACK  
page 45



CETERUS  
SURFACE  
page 46



VERMIS TRACK -  
GU10 page 47



VERMIS TRACK  
page 48



VERMIS SURFACE  
- GU10 page 49



VERMIS SURFACE  
page 50



TALUS TRACK  
page 51




TALUS SURFACE  
page 53



BIG TALUS  
TRACK  
page 55



BIG TALUS  
SURFACE  
page 57




CALIX SURFACE  
- GU10 page 58



CALIX SURFACE  
page 59

LUMIK Custom Made


LUMIK Surface



QUALIA - GU10  
page 63



QUALIA-2 -  
2GU10 page 64



QUALIA 111 -  
GU10 page 65



QUALIA 111-2 -  
2GU10  
page 66



TUBER 250 -  
GU10 page 67



TUBER 250  
page 68



TUBER 500 -  
GU10 page 69



TUBER 500  
page 71



TUBER 750 -  
GU10 page 73



TUBER 750  
page 74



TRUNCUS 250  
- GU10  
page 75



TRUNCUS 250  
page 76



TRUNCUS 500 -  
GU10 page 77



TRUNCUS 500  
page 78



TRUNCUS 750  
- GU10 page 79



TRUNCUS 750  
page 80



BIG TRUNCUS  
300 - GU10  
page 81



BIG TRUNCUS  
300 page 82



BIG TRUNCUS  
500 - GU10  
page 83



BIG TRUNCUS  
500 page 84



BIG TRUNCUS  
750 - GU10  
page 85



BIG TRUNCUS  
750 page 86



TRIGINTA 600  
page 87



TRIGINTA 900  
page 89



TRIGINTA 1200  
page 91



VETUS 600  
page 93



VETUS 900  
page 95



VETUS 1200  
page 97



GUTTA TECTUM  
page 98

LUMIK Custom Made

LUMIK Recessed



CUBIC QT1  
5454 page 101



CUBIC QT2  
5496 page 103



CUBIC Q1 -  
GU10 7676  
page 105



CUBIC Q2 -  
2GU10 76141  
page 106



CUBIC QT1  
7676 page 107



CUBIC QT2  
76141 page 108



CUBIC Q1 - GU10  
Trimless 7589  
page 109



CUBIC Q2 -  
2GU10 Trimless  
75165 page 110



CUBIC Q3 -  
3GU10 Trimless  
75246 page 111



CUBIC Q1 -  
GU10 97102  
page 113



CUBIC Q2 -  
2GU10 97186  
page 115



CUBIC Q3 -  
3GU10 97270  
page 116



CUBIC QT1  
97102 page 117



CUBIC Q1 - QR11  
177177 page 118



CUBIC Q2 -  
2QR111 177323  
page 119



CUBIC Q3 -  
3QR111 177468  
page 120



CUBIC QT1  
177177  
page 121



CUBIC QT2  
177323  
page 123



CUBIC QT3  
177468 page 124



INTUS - GU10  
page 125



INTUS QT1  
page 127



INTRA - GU10  
page 128



INTRA QT1  
page 129




ALIPES - GU10  
page 130



VIAE QV 1  
page 131




ARTUS QV 1  
page 132



PAULLULUM QV 1  
page 133



TECTUM QV 1  
page 134



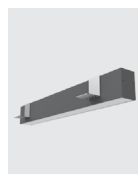
BIG TECTUM QV 1  
page 135



VULTUS QV 1  
page 136



BIG VULTUS QV 1  
page 137



TIBI QV 1  
page 139



DEXTER QV 1  
page 141

LUMIK Custom Made

LUMIK Suspended



FILUM 55  
page 145



FILUM 55 GU10  
page 147



FILUM 90  
page 148



FILUM 90 GU10  
page 149



FILUM 120  
GU10 page 151



FILUM 120  
page 153



FILUM 2550  
page 154



FILUM 2525  
page 155



FILUM 2575  
page 157



QUATTUOR 600  
page 159



QUATTUOR  
900 page 161



QUATTUOR  
1200 page 162



PASTILLUM  
FARTUM 600  
page 163



PASTILLUM  
FARTUM 900  
page 165



PASTILLUM  
FARTUM 1200  
page 167



QUINQUE 600  
page 169



QUINQUE 900  
page 171




QUINQUE 1200  
page 172



GUTTA  
PENDULUS  
GU10 page 173



NOLA GUTTA  
370 page 175



NOLA GUTTA  
300 page 177



NOLA SICCO  
3927 page 179



NOLA BASIC  
3716 page 180



NOLA BASIC  
1608 page 181



NOLA CONUS  
1517 page 182



NOLA CONUS  
2527 page 183



NOLA CLASSIC  
3517 page 184



NOLA CLASSIC  
2813 page 185



NOLA  
INDUSTRIAE  
4726 page 187



NOLA NORDIC  
4619 page 189



NOLA BONN  
2322 page 191



NOLA CAUPONA  
1616 page 193



NOLA CAUPONA  
2722 page 194



NOLA CAUPONA  
3127 page 195



NOLA SINA 5217  
page 197



NOLA VOLANS  
3216 page 199



## LUMIK Wall Light


- 11 VINEA SQ GU10
- 12 VINEA SQ DOUBLE 2GU10
- 15 PALPEBRA
- 16 PLANUS
- 19 VINEA ROUND GU10
- 21 VINEA ROUND DOUBLE 2 x GU10
- 23 LUDERE
- 25 LUDO
- 26 STABULUM 650
- 27 STABULUM 930
- 28 STABULUM 1200
- 29 FIRMUS 600
- 30 FIRMUS 900
- 31 FIRMUS 1200
- 32 FIRMUS DOUBLE 600
- 33 FIRMUS DOUBLE 900
- 34 FIRMUS DOUBLE 1200
- 35 IMMOBILIS DOUBLE 600
- 36 IMMOBILIS DOUBLE 900
- 37 IMMOBILIS DOUBLE 1200
- 38 GUTTA MURUS GU10

# VINEA SQ GU10

LKA1 01

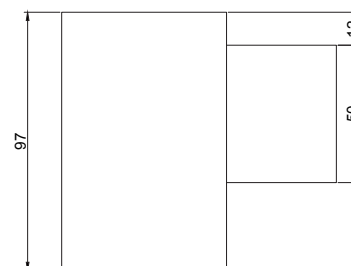
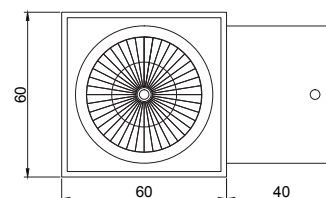
GOOD NIGHT

Surface



<b>Installation</b>	Indoor
<b>Mounting Position</b>	Surface
<b>IP</b>	20
<b>Wattage</b>	GU10
<b>Lumen output</b>	GU10
<b>Connection</b>	230V
<b>Driver</b>	Not required
<b>Dimmable</b>	Depending on lamp

<b>CRI</b>	GU10
<b>Life Time</b>	GU10
<b>Cut-out Size</b>	-
<b>Dimensions</b>	60x60 h97mm
<b>Adjustable</b>	No



LKA101.\*\*.\*\*.\*\*

Number	W	Colour Temperature	Light Distribution	Finish
LKA101	GU10	XX Depending on lamp	XX Depending on lamp	<ul style="list-style-type: none"> <li>○ 10 White</li> <li>● 20 Black</li> <li>● 40 Gold</li> <li>● CO Silver</li> <li>● BO Copper</li> <li>● MO Metallic Copper</li> <li>● NO Metallic Gold</li> <li>● PO Metallic Chrome</li> <li>RA RAL Chart</li> </ul>




# VINEA SQ DOUBLE 2GU10

LKA1 02 UP & DOWN

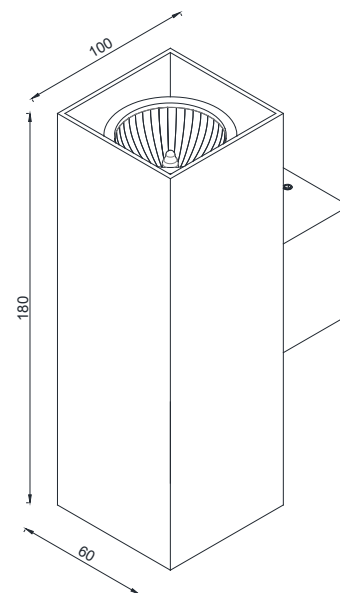
GOOD NIGHT

Surface




<b>Installation</b>	Indoor
<b>Mounting Position</b>	Surface
<b>IP</b>	20
<b>Wattage</b>	2xGU10
<b>Lumen output</b>	2xGU10
<b>Connection</b>	230V
<b>Driver</b>	Not required
<b>Dimmable</b>	Depending on lamp

<b>CRI</b>	GU10
<b>Life Time</b>	GU10
<b>Cut-out Size</b>	-
<b>Dimensions</b>	60x100 h180mm
<b>Adjustable</b>	No



LKA102.\*\*.\*\*.\*\*

Number	W	Colour Temperature	Light Distribution	Finish
LKA102	2xGU10	XX Depending on lamp	XX Depending on lamp	<ul style="list-style-type: none"> <li>○ 10 White</li> <li>● 20 Black</li> <li>● 40 Gold</li> <li>● CO Silver</li> <li>● BO Copper</li> <li>● MO Metallic Copper</li> <li>● NO Metallic Gold</li> <li>● PO Metallic Chrome</li> <li>RA RAL Chart</li> </ul>




PALPEBRA

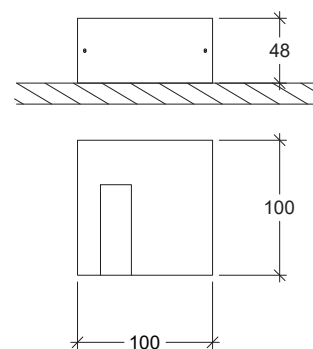
LKA2 01

GOOD NIGHT

Surface



<b>Installation</b>	Indoor	<b>CRI</b>	> 80
<b>Mounting Position</b>	Surface	<b>Life Time</b>	40.000 h
<b>IP</b>	20	<b>Cut-out Size</b>	-
<b>Wattage</b>	1W	<b>Dimensions</b>	100x100 h48mm
<b>Lumen output</b>	120	<b>Adjustable</b>	No
<b>Connection</b>	230V		
<b>Driver</b>	Included		
<b>Dimmable</b>	No		



LKA201.\*\*.\*\*.\*\*



Number	W	Colour Temperature	Light Distribution	Finish
LKA201	1	27 2700 30 3000	5 Asymmetric	<ul style="list-style-type: none"> <li style="width: 50%;">○ 10 White</li> <li style="width: 50%;">● MO Metallic Copper</li> <li style="width: 50%;">● 20 Black</li> <li style="width: 50%;">● NO Metallic Gold</li> <li style="width: 50%;">● 40 Gold</li> <li style="width: 50%;">● PO Metallic Chrome</li> <li style="width: 50%;">● CO Silver</li> <li style="width: 50%;">RA RAL Chart</li> <li style="width: 50%;">● BO Copper</li> </ul>

PLANUS


LKA3 01 UP & DOWN

GOOD NIGHT

Surface




<b>Installation</b>	Indoor	<b>CRI</b>	> 90
<b>Mounting Position</b>	Surface	<b>Life Time</b>	L80 B10 72.000 h
<b>IP</b>	20	<b>Cut-out Size</b>	-
<b>Wattage</b>	2 x 4W	<b>Dimensions</b>	160x150 h40mm
<b>Lumen output</b>	2 x 695	<b>Adjustable</b>	No
<b>Connection</b>	230V		
<b>Driver</b>	Included		
<b>Dimmable</b>	DALI, Push / Driver on request		



LKA301.\*\*.\*\*.\*\*

Number	W	Colour Temperature	Light Distribution	Finish	
LKA301	8	27 2700	6 Opal 120° (Up & Down)	10 White	MO Metallic Copper
		30 3000		20 Black	NO Metallic Gold
		40 4000		40 Gold	PO Metallic Chrome
				CO Silver	RA RAL Chart
				BO Copper	









# VINEA ROUND GU10

LKA4 01


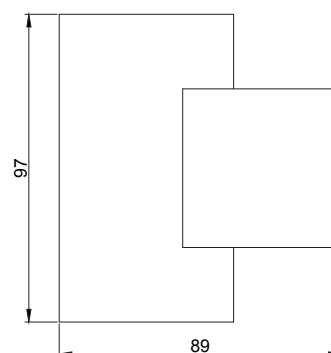
GOOD NIGHT

Surface



<b>Installation</b>	Indoor
<b>Mounting Position</b>	Surface
<b>IP</b>	20
<b>Wattage</b>	GU10
<b>Lumen output</b>	GU10
<b>Connection</b>	230V
<b>Driver</b>	Not required
<b>Dimmable</b>	Depending on lamp


<b>CRI</b>	GU10
<b>Life Time</b>	GU10
<b>Cut-out Size</b>	-
<b>Dimensions</b>	Ø55x89 h97mm
<b>Adjustable</b>	No



LKA401.\*\*.\*\*.\*\*

Number	W	Colour Temperature	Light Distribution	Finish
LKA401	GU10	XX Depending on lamp	XX Depending on lamp	<ul style="list-style-type: none"> <li>○ 10 White</li> <li>● 20 Black</li> <li>● 40 Gold</li> <li>● CO Silver</li> <li>● BO Copper</li> <li>● MO Metallic Copper</li> <li>● NO Metallic Gold</li> <li>● PO Metallic Chrome</li> </ul>

RA RAL Chart




# VINEA ROUND DOUBLE 2 x GU10

LKA4 02


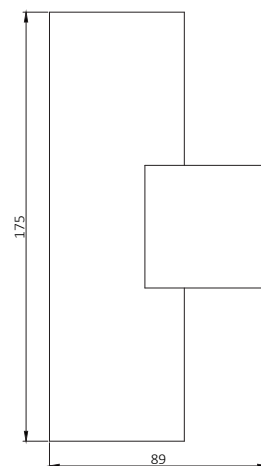
GOOD NIGHT

Surface



<b>Installation</b>	Indoor
<b>Mounting Position</b>	Surface
<b>IP</b>	20
<b>Wattage</b>	2xGU10
<b>Lumen output</b>	2xGU10
<b>Connection</b>	230V
<b>Driver</b>	Not required
<b>Dimmable</b>	Depending on lamp

<b>CRI</b>	GU10
<b>Life Time</b>	GU10
<b>Cut-out Size</b>	-
<b>Dimensions</b>	Ø55x89 h175mm
<b>Adjustable</b>	No



LKA402.\*\*.\*\*.\*\*

Number	W	Colour Temperature	Light Distribution	Finish
LKA402	2xGU10	XX Depending on lamp	XX Depending on lamp	<ul style="list-style-type: none"> <li>○ 10 White</li> <li>● 20 Black</li> <li>● 40 Gold</li> <li>● CO Silver</li> <li>● BO Copper</li> <li>● MO Metallic Copper</li> <li>● NO Metallic Gold</li> <li>● PO Metallic Chrome</li> </ul> <p>RA RAL Chart</p>




LUDERE

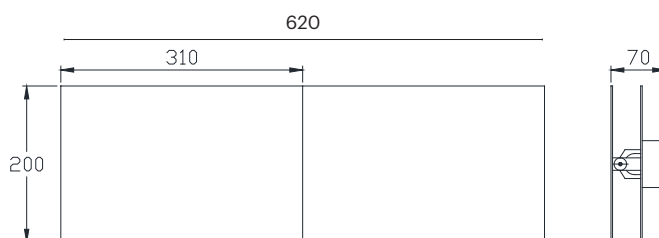
LKA5 01

GOOD NIGHT

Surface



<b>Installation</b>	Indoor	<b>CRI</b>	> 90
<b>Mounting Position</b>	Surface	<b>Life Time</b>	40.000 h
<b>IP</b>	20	<b>Cut-out Size</b>	-
<b>Wattage</b>	7W	<b>Dimensions</b>	620x200 h70mm
<b>Lumen output</b>	560	<b>Adjustable</b>	Yes
<b>Connection</b>	230V		
<b>Driver</b>	Included		
<b>Dimmable</b>	DALI, Push / Driver on request		



LKA501.\*\*.\*\*.\*\*

Number	W	Colour Temperature	Light Distribution	Finish	
LKA501	7	27 2700	<b>6</b> Opal 120° (Up / Down)	<b>10</b> White	<b>MO</b> Metallic Copper
		30 3000		<b>20</b> Black	<b>NO</b> Metallic Gold
		40 4000		<b>40</b> Gold	<b>PO</b> Metallic Chrome
				<b>CO</b> Silver	RA RAL Chart
				<b>BO</b> Copper	





LUDO

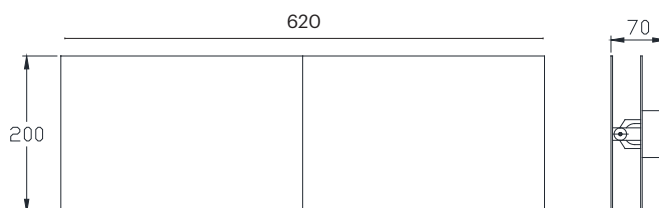
LKA5 O2

GOOD NIGHT

Surface



<b>Installation</b>	Indoor	<b>CRI</b>	> 90
<b>Mounting Position</b>	Surface	<b>Life Time</b>	40.000 h
<b>IP</b>	20	<b>Cut-out Size</b>	-
<b>Wattage</b>	7W	<b>Dimensions</b>	620x200 h70mm
<b>Lumen output</b>	560	<b>Adjustable</b>	Yes
<b>Connection</b>	230V		
<b>Driver</b>	Included		
<b>Dimmable</b>	DALI, Push / Driver on request		



LKA502.\*\*.\*\*.\*\*

Number	W	Colour Temperature	Light Distribution	Finish	
LKA502	7	27 2700	<b>6</b> Opal 120° (Up / Down)	<b>10</b> White	<b>MO</b> Metallic Copper
		30 3000		<b>20</b> Black	<b>NO</b> Metallic Gold
		40 4000		<b>40</b> Gold	<b>PO</b> Metallic Chrome
				<b>CO</b> Silver	RA RAL Chart
				<b>BO</b> Copper	





# STABILUM 650

LKA6 22 646MM

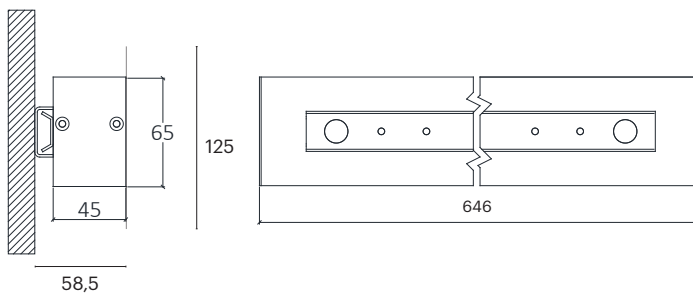
GOOD NIGHT

Surface



<b>Installation</b>	Indoor
<b>Mounting Position</b>	Surface
<b>IP</b>	20
<b>Wattage</b>	8W 12W 18W
<b>Lumen output</b>	1400 2000 2700
<b>Connection</b>	230V
<b>Driver</b>	Included
<b>Dimmable</b>	DALI, Push / Driver on request

<b>CRI</b>	> 90
<b>Life Time</b>	L80 / B10 72.000 h
<b>Cut-out Size</b>	-
<b>Dimensions</b>	646x58,5 h125mm
<b>Adjustable</b>	No



LKA622.\*\*.\*\*.\*\*

Number	W	Colour Temperature	Light Distribution	Finish	
LKA622	8	27 2700	<b>6</b> Opal 120°	<b>10</b> White	<b>MO</b> Metallic Copper
	12	30 3000		<b>20</b> Black	<b>NO</b> Metallic Gold
	18	40 4000		<b>40</b> Gold	<b>PO</b> Metallic Chrome
				<b>CO</b> Silver	RA RAL Chart
				<b>BO</b> Copper	





# STABILUM 930

LKA6 23 926MM

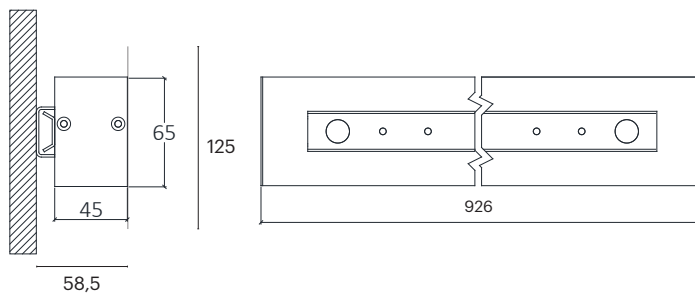
GOOD NIGHT

Surface



<b>Installation</b>	Indoor
<b>Mounting Position</b>	Surface
<b>IP</b>	20
<b>Wattage</b>	12W 18W 28W
<b>Lumen output</b>	2300 3200 4300
<b>Connection</b>	230V
<b>Driver</b>	Included
<b>Dimmable</b>	DALI, Push / Driver on request

<b>CRI</b>	> 90
<b>Life Time</b>	L80 / B10 72.000 h
<b>Cut-out Size</b>	-
<b>Dimensions</b>	926x58,5 h125mm
<b>Adjustable</b>	No



LKA222.\*\*.\*\*.\*\*



Number	W	Colour Temperature	Light Distribution	Finish
LKA222	12	27 2700	6 Opal 120°	<ul style="list-style-type: none"> <li>○ 10 White</li> <li>● 20 Black</li> <li>● 40 Gold</li> <li>● CO Silver</li> <li>● BO Copper</li> </ul>
	18	30 3000		<ul style="list-style-type: none"> <li>● MO Metallic Copper</li> <li>● NO Metallic Gold</li> <li>● PO Metallic Chrome</li> </ul>
	28	40 4000		<p>RA RAL Chart</p>

# STABILUM 1200

LKA6 24 1206 MM

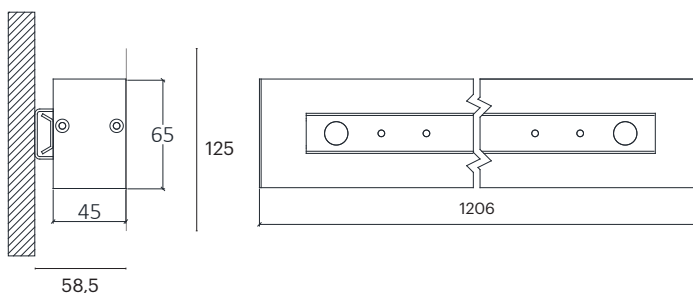
GOOD NIGHT

Surface



<b>Installation</b>	Indoor
<b>Mounting Position</b>	Surface
<b>IP</b>	20
<b>Wattage</b>	16W 24W 35W
<b>Lumen output</b>	3000 4200 5700
<b>Connection</b>	230V
<b>Driver</b>	Included
<b>Dimmable</b>	DALI, Push / Driver on request

<b>CRI</b>	> 90
<b>Life Time</b>	L80 / B10 72.000 h
<b>Cut-out Size</b>	-
<b>Dimensions</b>	1206x58,5 h125mm
<b>Adjustable</b>	No



LKA624.\*\*.\*\*.\*\*



Number	W	Colour Temperature	Light Distribution	Finish										
LKA624	16	27 2700	6 Opal 120°	<table border="0"> <tr> <td>○ 10 White</td> <td>● MO Metallic Copper</td> </tr> <tr> <td>● 20 Black</td> <td>● NO Metallic Gold</td> </tr> <tr> <td>● 40 Gold</td> <td>● PO Metallic Chrome</td> </tr> <tr> <td>● CO Silver</td> <td>RA RAL Chart</td> </tr> <tr> <td>● BO Copper</td> <td></td> </tr> </table>	○ 10 White	● MO Metallic Copper	● 20 Black	● NO Metallic Gold	● 40 Gold	● PO Metallic Chrome	● CO Silver	RA RAL Chart	● BO Copper	
○ 10 White	● MO Metallic Copper													
● 20 Black	● NO Metallic Gold													
● 40 Gold	● PO Metallic Chrome													
● CO Silver	RA RAL Chart													
● BO Copper														
	24	30 3000												
	35	40 4000												

# FIRMUS 600

LKA6 10 586MM


GOOD NIGHT

Surface




<b>Installation</b>	Indoor
<b>Mounting Position</b>	Surface
<b>IP</b>	20
<b>Wattage</b>	8W 12W 18W
<b>Lumen output</b>	1400 2000 2700
<b>Connection</b>	230V
<b>Driver</b>	Included
<b>Dimmable</b>	DALI, Push / Driver on request

<b>CRI</b>	> 90
<b>Life Time</b>	L80 / B10 72.000 h
<b>Cut-out Size</b>	-
<b>Dimensions</b>	586x78,5 h65mm
<b>Adjustable</b>	No



LKA610.\*\*.\*\*.\*\*

Number	W	Colour Temperature	Light Distribution	Finish	
LKA610	8	27 2700	6 Opal 120°	○ 10 White	● MO Metallic Copper
	12	30 3000		● 20 Black	● NO Metallic Gold
	18	40 4000		● 40 Gold	● PO Metallic Chrome
				● CO Silver	RA RAL Chart
				● BO Copper	



# FIRMUS 900

LKA6 11 866MM

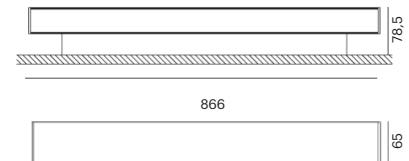
GOOD NIGHT

Surface



<b>Installation</b>	Indoor
<b>Mounting Position</b>	Surface
<b>IP</b>	20
<b>Wattage</b>	12W 18W 26W
<b>Lumen output</b>	2100 3000 4100
<b>Connection</b>	230V
<b>Driver</b>	Included
<b>Dimmable</b>	DALI, Push / Driver on request

<b>CRI</b>	> 90
<b>Life Time</b>	L80 / B10 72.000 h
<b>Cut-out Size</b>	-
<b>Dimensions</b>	866x78,5 h65mm
<b>Adjustable</b>	No



LKA611.\*\*.\*\*.\*\*


Number	W	Colour Temperature	Light Distribution	Finish
LKA611	12	27 2700	6 Opal 120°	10 White            MO Metallic Copper
	18	30 3000		20 Black            NO Metallic Gold
	26	40 4000		40 Gold            PO Metallic Chrome
				CO Silver           RA RAL Chart
				BO Copper

# FIRMUS 1200

LKA6 12 1146MM

GOOD NIGHT

Surface



INDOOR

SURFACE



DIMMABLE




CASAMBI



WIRELESS

<b>Installation</b>	Indoor
<b>Mounting Position</b>	Surface
<b>IP</b>	20
<b>Wattage</b>	16W 24W 35W
<b>Lumen output</b>	2800 4000 5400
<b>Connection</b>	230V
<b>Driver</b>	Included
<b>Dimmable</b>	DALI, Push / Driver on request

<b>CRI</b>	> 90
<b>Life Time</b>	L80 / B10 72.000 h
<b>Cut-out Size</b>	-
<b>Dimensions</b>	1146x78,5 h65mm
<b>Adjustable</b>	No



LKA612.\*\*.\*\*.\*\*


Number	W	Colour Temperature	Light Distribution	Finish										
LKA612	16	27 2700	 6 Opal 120°	<table border="0"> <tr> <td>○ 10 White</td> <td>● MO Metallic Copper</td> </tr> <tr> <td>● 20 Black</td> <td>● NO Metallic Gold</td> </tr> <tr> <td>● 40 Gold</td> <td>● PO Metallic Chrome</td> </tr> <tr> <td>● CO Silver</td> <td>RA RAL Chart</td> </tr> <tr> <td>● BO Copper</td> <td></td> </tr> </table>	○ 10 White	● MO Metallic Copper	● 20 Black	● NO Metallic Gold	● 40 Gold	● PO Metallic Chrome	● CO Silver	RA RAL Chart	● BO Copper	
○ 10 White	● MO Metallic Copper													
● 20 Black	● NO Metallic Gold													
● 40 Gold	● PO Metallic Chrome													
● CO Silver	RA RAL Chart													
● BO Copper														
	24	30 3000												
	35	40 4000												

# FIRMUS DOUBLE 600

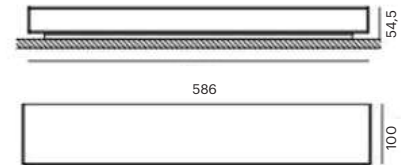
LKA7 16 586MM UP & DOWN

GOOD NIGHT

Surface



<b>Installation</b>	Indoor	<b>CRI</b>	> 90
<b>Mounting Position</b>	Surface	<b>Life Time</b>	L80 / B10 72.000 h
<b>IP</b>	20	<b>Cut-out Size</b>	-
<b>Wattage</b>	2 x 8W    2 x 12W    2 x 18W	<b>Dimensions</b>	586x54,5 h100mm
<b>Lumen output</b>	2 x 1400    2 x 2000    2 x 2700	<b>Adjustable</b>	No
<b>Connection</b>	230V		
<b>Driver</b>	Included		
<b>Dimmable</b>	DALI, Push / Driver on request		



LKA716.\*\*.\*\*.\*\*

Number	W	Colour Temperature	Light Distribution	Finish
LKA716	16	27 2700	<b>6</b> Opal 120° (Up & Down)	○ <b>10</b> White ● <b>20</b> Black ● <b>40</b> Gold ● <b>CO</b> Silver ● <b>BO</b> Copper
	24	30 3000		● <b>MO</b> Metallic Copper ● <b>NO</b> Metallic Gold ● <b>PO</b> Metallic Chrome
	36	40 4000		RA RAL Chart




# FIRMUS DOUBLE 900

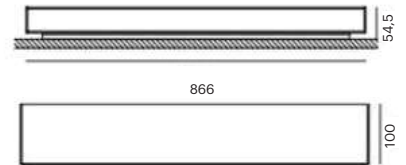
LKA7 17 866MM UP & DOWN

GOOD NIGHT

Surface



<b>Installation</b>	Indoor	<b>CRI</b>	> 90
<b>Mounting Position</b>	Surface	<b>Life Time</b>	L80 / B10 72.000 h
<b>IP</b>	20	<b>Cut-out Size</b>	-
<b>Wattage</b>	2 x 12W   2 x 18W   2 x 26W	<b>Dimensions</b>	866x54,5 h100mm
<b>Lumen output</b>	2 x 2100   2 x 3000   2 x 4100	<b>Adjustable</b>	No
<b>Connection</b>	230V		
<b>Driver</b>	Included		
<b>Dimmable</b>	DALI, Push / Driver on request		



LKA717.\*\*.\*\*.\*\*


Number	W	Colour Temperature	Light Distribution	Finish	
LKA717	24	27 2700	<b>6</b> Opal 120° (Up & Down)	<b>10</b> White	<b>MO</b> Metallic Copper
	36	30 3000		<b>20</b> Black	<b>NO</b> Metallic Gold
	52	40 4000		<b>40</b> Gold	<b>PO</b> Metallic Chrome
				<b>CO</b> Silver	<b>RA</b> RAL Chart
				<b>BO</b> Copper	

# FIRMUS DOUBLE 1200

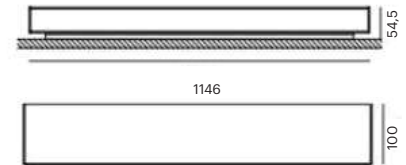
LKA7 18 1146MM UP & DOWN

GOOD NIGHT

Surface



<b>Installation</b>	Indoor	<b>CRI</b>	> 90
<b>Mounting Position</b>	Surface	<b>Life Time</b>	L80 / B10 72.000 h
<b>IP</b>	20	<b>Cut-out Size</b>	-
<b>Wattage</b>	2 x 16W   2 x 24W   2 x 34W	<b>Dimensions</b>	1146x54,5 h100mm
<b>Lumen output</b>	2 x 2800   2 x 4000   2 x 5400	<b>Adjustable</b>	No
<b>Connection</b>	230V		
<b>Driver</b>	Included		
<b>Dimmable</b>	DALI, Push / Driver on request		



LKA718.\*\*.\*\*.\*\*

Number	W	Colour Temperature	Light Distribution	Finish
LKA718	32	27 2700		10 White                  MO Metallic Copper
	42	30 3000		20 Black                  NO Metallic Gold
	68	40 4000		40 Gold                  PO Metallic Chrome
				CO Silver                  BO Copper                 RA RAL Chart





# IMMOBILIS DOUBLE 600

LKA7 25 586MM UP & DOWN


GOOD NIGHT

Surface



<b>Installation</b>	Indoor
<b>Mounting Position</b>	Surface
<b>IP</b>	20
<b>Wattage</b>	2 x 8W    2 x 12W    2 x 18W
<b>Lumen output</b>	2 x 1400    2 x 2000    2 x 2700
<b>Connection</b>	230V
<b>Driver</b>	Included
<b>Dimmable</b>	DALI, Push / Driver on request

<b>CRI</b>	> 90
<b>Life Time</b>	L80 / B10 72.000 h
<b>Cut-out Size</b>	-
<b>Dimensions</b>	586x78,5 h100mm
<b>Adjustable</b>	No



LKA725.\*\*.\*\*.\*\*


Number	W	Colour Temperature	Light Distribution	Finish	
LKA725	16	27 2700	<b>6</b> Opal 120° (Up & Down)	○ <b>10</b> White ● <b>20</b> Black ● <b>40</b> Gold ● <b>CO</b> Silver ● <b>BO</b> Copper	● <b>MO</b> Metallic Copper ● <b>NO</b> Metallic Gold ● <b>PO</b> Metallic Chrome RA RAL Chart
	24	30 3000			
	36	40 4000			

# IMMOBILIS DOUBLE 900

LKA7 26 866MM UP & DOWN

GOOD NIGHT

Surface



INDOOR

SURFACE



DIMMABLE




CASAMBI



WIRELESS

<b>Installation</b>	Indoor
<b>Mounting Position</b>	Surface
<b>IP</b>	20
<b>Wattage</b>	2 x 12W 2 x 18W 2 x 26W
<b>Lumen output</b>	2 x 2100 2 x 3000 2 x 4100
<b>Connection</b>	230V
<b>Driver</b>	Included
<b>Dimmable</b>	DALI, Push / Driver on request

<b>CRI</b>	> 90
<b>Life Time</b>	L80 / B10 72.000 h
<b>Cut-out Size</b>	-
<b>Dimensions</b>	866x78,5 h100mm
<b>Adjustable</b>	No



LKA726.\*\*.\*\*.\*\*



Number	W	Colour Temperature	Light Distribution	Finish
LKA726	24	27 2700	<b>6</b> Opal 120° (Up & Down)	○ <b>10</b> White ● <b>20</b> Black ● <b>40</b> Gold ● <b>CO</b> Silver ● <b>BO</b> Copper
	36	30 3000		● <b>MO</b> Metallic Copper ● <b>NO</b> Metallic Gold ● <b>PO</b> Metallic Chrome
	52	40 4000		RA RAL Chart

# IMMOBILIS DOUBLE 1200

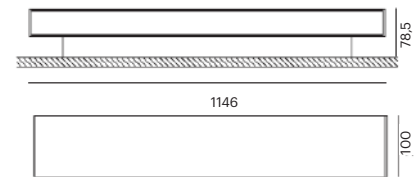
LKA7 27 1146MM UP & DOWN

GOOD NIGHT

Surface



<b>Installation</b>	Indoor	<b>CRI</b>	> 90
<b>Mounting Position</b>	Surface	<b>Life Time</b>	L80 / B10 72.000 h
<b>IP</b>	20	<b>Cut-out Size</b>	-
<b>Wattage</b>	2 x 16W   2 x 24W   2 x 34W	<b>Dimensions</b>	1146x78,5 h100mm
<b>Lumen output</b>	2 x 2800   2 x 4000   2 x 5400	<b>Adjustable</b>	No
<b>Connection</b>	230V		
<b>Driver</b>	Included		
<b>Dimmable</b>	DALI, Push / Driver on request		



LKA727.\*\*.\*\*.\*\*


Number	W	Colour Temperature	Light Distribution	Finish	
LKA727	32	27 2700	<b>6</b> Opal 120° (Up & Down)	<b>10</b> White	<b>MO</b> Metallic Copper
	48	30 3000		<b>20</b> Black	<b>NO</b> Metallic Gold
	68	40 4000		<b>40</b> Gold	<b>PO</b> Metallic Chrome
				<b>CO</b> Silver	<b>RA</b> RAL Chart
				<b>BO</b> Copper	

# GUTTA MURUS GU10

LKA5 01

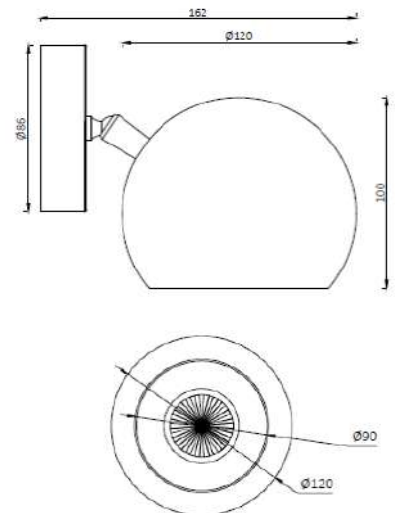
GOOD NIGHT

Surface



Installation	Indoor
Mounting Position	Surface
IP	20
Wattage	GU10
Lumen output	GU10
Connection	230V
Driver	Not required
Dimmable	Depending on lamp

CRI	GU10
Life Time	GU10
Cut-out Size	-
Dimensions	Ø120x162 h160mm
Adjustable	Yes



LKA501.\*\*.\*\*.\*\*

Number	W	Colour Temperature	Light Distribution	Finish
LKA501	GU10	XX Depending on lamp	XX Depending on lamp	<ul style="list-style-type: none"> <li>○ 10 White</li> <li>● 20 Black</li> <li>● 40 Gold</li> <li>● CO Silver</li> <li>● BO Copper</li> <li>● MO Metallic Copper</li> <li>● NO Metallic Gold</li> <li>● PO Metallic Chrome</li> </ul> <p>RA RAL Chart</p>



## LUMIK Spot Light

41	BUXA TRACK
42	BUXA SURFACE
43	CAPIO TRACK
44	CAPIO SURFACE
45	CETERUS TRACK
46	CETERUS SURFACE
47	VERMIS TRACK – GU10
48	VERMIS TRACK
49	VERMIS SURFACE – GU10
50	VERMIS SURFACE
51	TALUS TRACK
53	TALUS SURFACE
55	BIG TALUS TRACK
57	BIG TALUS SURFACE
58	CALIX SURFACE – GU10
59	CALIX SURFACE




# BUXA TRACK

LKP1 03

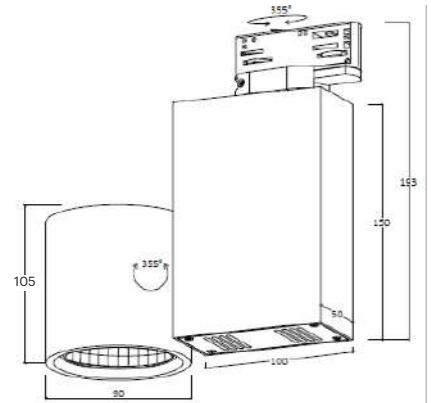
GOOD NIGHT

Track



<b>Installation</b>	Indoor			
<b>Mounting Position</b>	Track			
<b>IP</b>	20			
<b>Wattage</b>	12W	17W	24W	
<b>Lumen output</b>	2100	2900	3900	
<b>Connection</b>	230V			
<b>Driver</b>	Included			
<b>Dimmable</b>	DALI, Push / Driver on request			

<b>CRI</b>	> 90
<b>Life Time</b>	L80 / B10 50.000 h
<b>Cut-out Size</b>	-
<b>Dimensions</b>	Ø90x105 h150mm
<b>Adjustable</b>	Yes



LKP103.\*\*.\*\*.\*\*

Number	W	Colour Temperature	Light Distribution	Finish	
LKP103	12	27 2700	1 Narrow 15°	○ 10 White	● MO Metallic Copper
	17	30 3000	2 Medium 25°	● 20 Black	● NO Metallic Gold
	24	40 4000	3 Wide 37°	● 40 Gold	● PO Metallic Chrome
			4 Superwide 58°	● CO Silver	RA RAL Chart
				● BO Copper	





# BUXA SURFACE

LKP1 04

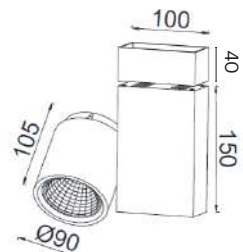
GOOD NIGHT

Surface



Installation	Indoor		
Mounting Position	Surface		
IP	20		
Wattage	12W	17W	24W
Lumen output	2100	2900	3900
Connection	230V		
Driver	Included		
Dimmable	DALI, Push / Driver on request		

CRI	> 90
Life Time	L80 / B10 50.000 h
Cut-out Size	-
Dimensions	Ø90x105 h190mm
Adjustable	Yes



LKP104.\*\*.\*\*.\*\*

Number	W	Colour Temperature	Light Distribution	Finish	
LKP104	12	27 2700	1 Narrow 15°	○ 10 White	● MO Metallic Copper
	17	30 3000	2 Medium 25°	● 20 Black	● NO Metallic Gold
	24	40 4000	3 Wide 37°	● 40 Gold	● PO Metallic Chrome
			4 Superwide 58°	● CO Silver	RA RAL Chart
				● BO Copper	




# CAPIO TRACK

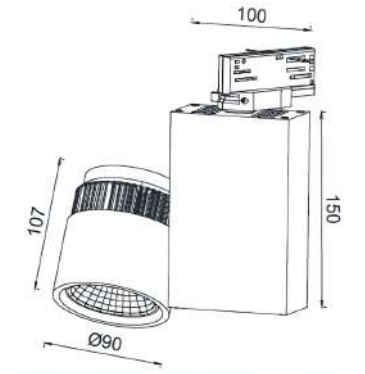
LKP1 05

GOOD NIGHT

Track



<b>Installation</b>	Indoor	<b>CRI</b>	> 90
<b>Mounting Position</b>	Track	<b>Life Time</b>	L80 / B10 50.000 h
<b>IP</b>	20	<b>Cut-out Size</b>	-
<b>Wattage</b>	12W    17W    24W	<b>Dimensions</b>	Ø90x107 h150mm
<b>Lumen output</b>	2100    2900    3900	<b>Adjustable</b>	Yes
<b>Connection</b>	230V		
<b>Driver</b>	Included		
<b>Dimmable</b>	DALI, Push / Driver on request		



LKP105.\*\*.\*\*.\*\*


Number	W	Colour Temperature	Light Distribution	Finish	
LKP105	12	27 2700	1 Narrow 15°	○ 10 White	● MO Metallic Copper
	17	30 3000	2 Medium 25°	● 20 Black	● NO Metallic Gold
	24	40 4000	3 Wide 37°	● 40 Gold	● PO Metallic Chrome
			4 Superwide 58°	● CO Silver	RA RAL Chart
				● BO Copper	

# CAPIO SURFACE

LKP1 06

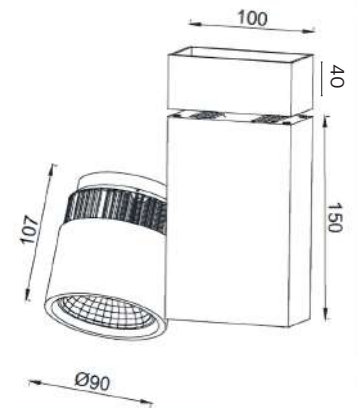
GOOD NIGHT

Surface



<b>Installation</b>	Indoor
<b>Mounting Position</b>	Surface
<b>IP</b>	20
<b>Wattage</b>	12W    17W    24W
<b>Lumen output</b>	2100    2900    3900
<b>Connection</b>	230V
<b>Driver</b>	Included
<b>Dimmable</b>	DALI, Push / Driver on request

<b>CRI</b>	> 90
<b>Life Time</b>	L80 / B10 50.000 h
<b>Cut-out Size</b>	-
<b>Dimensions</b>	Ø90x107 h190mm
<b>Adjustable</b>	Yes



LKP106.\*\*.\*\*.\*\*


Number	W	Colour Temperature	Light Distribution	Finish	
LKP106	12	27 2700	1 Narrow 15°	○ 10 White	● MO Metallic Copper
	17	30 3000	2 Medium 25°	● 20 Black	● NO Metallic Gold
	24	40 4000	3 Wide 37°	● 40 Gold	● PO Metallic Chrome
			4 Superwide 58°	● CO Silver	RA RAL Chart
				● BO Copper	

# CETERUS TRACK

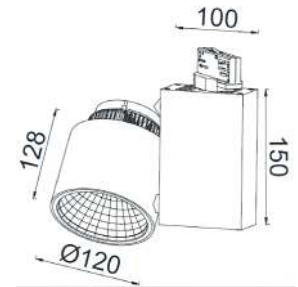
LKP1 07

GOOD NIGHT

Track



<b>Installation</b>	Indoor	<b>CRI</b>	> 90
<b>Mounting Position</b>	Track	<b>Life Time</b>	L80 / B10 50.000 h
<b>IP</b>	20	<b>Cut-out Size</b>	-
<b>Wattage</b>	12W    17W    24W	<b>Dimensions</b>	Ø120x128 h150mm
<b>Lumen output</b>	2100    2900    3900	<b>Adjustable</b>	Yes
<b>Connection</b>	230V		
<b>Driver</b>	Included		
<b>Dimmable</b>	DALI, Push / Driver on request		



LKP107.\*\*.\*\*.\*\*


Number	W	Colour Temperature	Light Distribution	Finish	
LKP107	12	27 2700	1 Narrow 15°	○ 10 White	● MO Metallic Copper
	17	30 3000	2 Medium 25°	● 20 Black	● NO Metallic Gold
	24	40 4000	3 Wide 37°	● 40 Gold	● PO Metallic Chrome
			4 Superwide 58°	● CO Silver	RA RAL Chart
				● BO Copper	

# CETERUS SURFACE

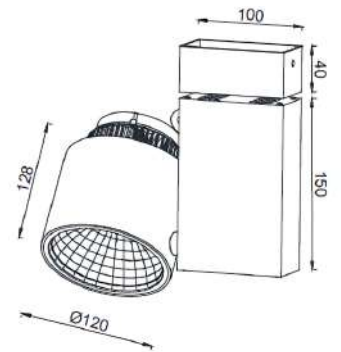
LKP1 08

GOOD NIGHT

Surface



<b>Installation</b>	Indoor			<b>CRI</b>	> 90
<b>Mounting Position</b>	Surface			<b>Life Time</b>	L80 / B10 50.000 h
<b>IP</b>	20			<b>Cut-out Size</b>	-
<b>Wattage</b>	12W	17W	24W	<b>Dimensions</b>	Ø120x128 h190mm
<b>Lumen output</b>	2100	2900	3900	<b>Adjustable</b>	Yes
<b>Connection</b>	230V				
<b>Driver</b>	Included				
<b>Dimmable</b>	DALI, Push / Driver on request				



LKP108.\*\*.\*\*.\*\*

Number	W	Colour Temperature	Light Distribution	Finish	
LKP108	12	27 2700	1 Narrow 15°	○ 10 White	● MO Metallic Copper
	17	30 3000	2 Medium 25°	● 20 Black	● NO Metallic Gold
	24	40 4000	3 Wide 37°	● 40 Gold	● PO Metallic Chrome
			4 Superwide 58°	● CO Silver	RA RAL Chart
				● BO Copper	




# VERMIS TRACK – GU10

LKP2 01 GU10

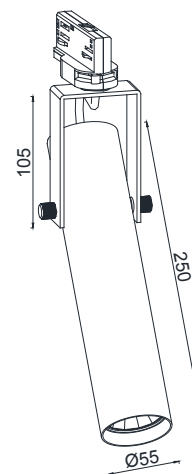
GOOD NIGHT

Track



<b>Installation</b>	Indoor
<b>Mounting Position</b>	Track
<b>IP</b>	20
<b>Wattage</b>	GU10
<b>Lumen output</b>	GU10
<b>Connection</b>	230V
<b>Driver</b>	Not required
<b>Dimmable</b>	Depending on lamp

<b>CRI</b>	GU10
<b>Life Time</b>	GU10
<b>Cut-out Size</b>	-
<b>Dimensions</b>	Ø55x250 h105mm
<b>Adjustable</b>	Yes



LKP201.\*\*.\*\*.\*\*

Number	W	Colour Temperature	Light Distribution	Finish
LKP201	GU10	XX Depending on lamp	XX Depending on lamp	<ul style="list-style-type: none"> <li>○ 10 White</li> <li>● 20 Black</li> <li>● 40 Gold</li> <li>● CO Silver</li> <li>● BO Copper</li> <li>● MO Metallic Copper</li> <li>● NO Metallic Gold</li> <li>● PO Metallic Chrome</li> </ul> <p>RA RAL Chart</p>




# VERMIS TRACK

LKP2 01

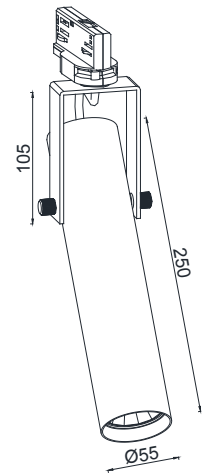
GOOD NIGHT

Track



<b>Installation</b>	Indoor
<b>Mounting Position</b>	Track
<b>IP</b>	20
<b>Wattage</b>	5W 9W
<b>Lumen output</b>	700 1200
<b>Connection</b>	230V
<b>Driver</b>	Included
<b>Dimmable</b>	DALI, Push / Driver on request

<b>CRI</b>	> 90
<b>Life Time</b>	L80 / B10 50.000 h
<b>Cut-out Size</b>	-
<b>Dimensions</b>	Ø55x250 h105mm
<b>Adjustable</b>	Yes



LKP201.\*\*.\*\*.\*\*

Number	W	Colour Temperature	Light Distribution	Finish	
LKP201	5	27 2700	1 Narrow 12°	○ 10 White	● MO Metallic Copper
	9	30 3000	2 Medium 24°	● 20 Black	● NO Metallic Gold
		40 4000	3 Wide 36°	● 40 Gold	● PO Metallic Chrome
				● CO Silver	RA RAL Chart
				● BO Copper	




# VERMIS SURFACE – GU10

LKP2 02 GU10

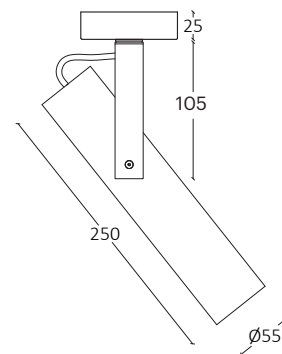
GOOD NIGHT

Surface



<b>Installation</b>	Indoor
<b>Mounting Position</b>	Surface
<b>IP</b>	20
<b>Wattage</b>	GU10
<b>Lumen output</b>	GU10
<b>Connection</b>	230V
<b>Driver</b>	Not required
<b>Dimmable</b>	Depending on lamp

<b>CRI</b>	GU10
<b>Life Time</b>	GU10
<b>Cut-out Size</b>	-
<b>Dimensions</b>	Ø55x250 h130mm
<b>Adjustable</b>	Yes



LKP202.\*\*.\*\*.\*\*


Number	W	Colour Temperature	Light Distribution	Finish
LKP102	GU10	XX Depending on lamp	XX Depending on lamp	<ul style="list-style-type: none"> <li>○ 10 White</li> <li>● 20 Black</li> <li>● 40 Gold</li> <li>● CO Silver</li> <li>● BO Copper</li> <li>● MO Metallic Copper</li> <li>● NO Metallic Gold</li> <li>● PO Metallic Chrome</li> <li>RA RAL Chart</li> </ul>

# VERMIS SURFACE

LKP2 02

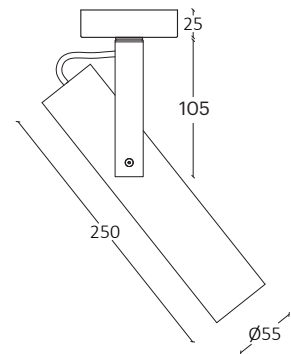
GOOD NIGHT

Surface



<b>Installation</b>	Indoor
<b>Mounting Position</b>	Surface
<b>IP</b>	20
<b>Wattage</b>	5W 9W
<b>Lumen output</b>	700 1200
<b>Connection</b>	230V
<b>Driver</b>	Included
<b>Dimmable</b>	DALI, Push / Driver on request

<b>CRI</b>	> 90
<b>Life Time</b>	L80 / B10 50.000 h
<b>Cut-out Size</b>	-
<b>Dimensions</b>	Ø55x250 h130mm
<b>Adjustable</b>	Yes



LKP202.\*\*.\*\*.\*\*


Number	W	Colour Temperature	Light Distribution	Finish	
LKP202	5	27 2700	1 Narrow 12°	○ 10 White	● MO Metallic Copper
	9	30 3000	2 Medium 24°	● 20 Black	● NO Metallic Gold
		40 4000	3 Wide 36°	● 40 Gold	● PO Metallic Chrome
				● CO Silver	RA RAL Chart
				● BO Copper	

# TALUS TRACK

LKP2 03

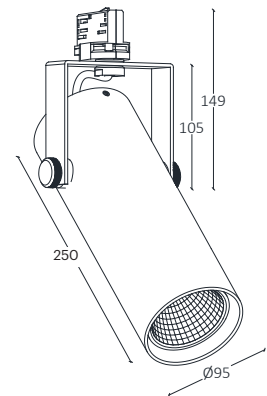
GOOD NIGHT

Track



<b>Installation</b>	Indoor
<b>Mounting Position</b>	Track
<b>IP</b>	20
<b>Wattage</b>	12W 17W 24W
<b>Lumen output</b>	2100 2900 3900
<b>Connection</b>	230V
<b>Driver</b>	Included
<b>Dimmable</b>	DALI, Push / Driver on request

<b>CRI</b>	> 90
<b>Life Time</b>	L80 / B10 50.000 h
<b>Cut-out Size</b>	-
<b>Dimensions</b>	Ø95x250 h105mm
<b>Adjustable</b>	Yes



LKP203.\*\*.\*\*.\*\*

Number	W	Colour Temperature	Light Distribution	Finish	
LKP203	12	27 2700	1 Narrow 15°	○ 10 White	● MO Metallic Copper
	17	30 3000	2 Medium 25°	● 20 Black	● NO Metallic Gold
	24	40 4000	3 Wide 37°	● 40 Gold	● PO Metallic Chrome
			4 Superwide 58°	● CO Silver	RA RAL Chart
				● BO Copper	






# TALUS SURFACE

LKP2 04

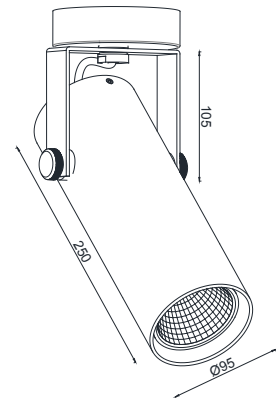
GOOD NIGHT

Surface



<b>Installation</b>	Indoor
<b>Mounting Position</b>	Surface
<b>IP</b>	20
<b>Wattage</b>	12W 17W 24W
<b>Lumen output</b>	2100 2900 3900
<b>Connection</b>	230V
<b>Driver</b>	Included
<b>Dimmable</b>	DALI, Push / Driver on request

<b>CRI</b>	> 90
<b>Life Time</b>	L80 / B10 50.000 h
<b>Cut-out Size</b>	-
<b>Dimensions</b>	Ø95x250 h107mm
<b>Adjustable</b>	Yes



LKP204.\*\*.\*\*.\*\*

Number	W	Colour Temperature	Light Distribution	Finish	
LKP204	12	27 2700	1 Narrow 15°	○ 10 White	● MO Metallic Copper
	17	30 3000	2 Medium 25°	● 20 Black	● NO Metallic Gold
	24	40 4000	3 Wide 37°	● 40 Gold	● PO Metallic Chrome
			4 Superwide 58°	● CO Silver	RA RAL Chart
				● BO Copper	






# BIG TALUS TRACK

LKP4 01

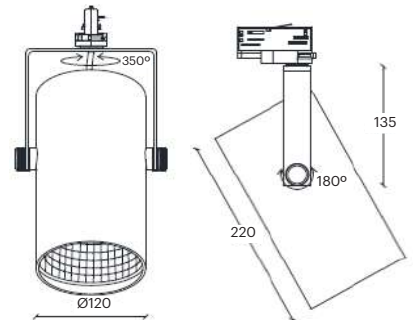
GOOD NIGHT

Track



<b>Installation</b>	Indoor
<b>Mounting Position</b>	Track
<b>IP</b>	20
<b>Wattage</b>	12W    17W    24W
<b>Lumen output</b>	2100    2900    3900
<b>Connection</b>	230V
<b>Driver</b>	Included
<b>Dimmable</b>	DALI, Push / Driver on request

<b>CRI</b>	> 90
<b>Life Time</b>	L80 / B10 50.000 h
<b>Cut-out Size</b>	-
<b>Dimensions</b>	Ø120x220 h135mm
<b>Adjustable</b>	Yes



LKP401.\*\*.\*\*.\*\*

Number	W	Colour Temperature	Light Distribution	Finish	
LKP401	12	27 2700	1 Narrow 15°	○ 10 White	● MO Metallic Copper
	17	30 3000	2 Medium 25°	● 20 Black	● NO Metallic Gold
	24	40 4000	3 Wide 37°	● 40 Gold	● PO Metallic Chrome
			4 Superwide 58°	● CO Silver	RA RAL Chart
				● BO Copper	






# BIG TALUS SURFACE

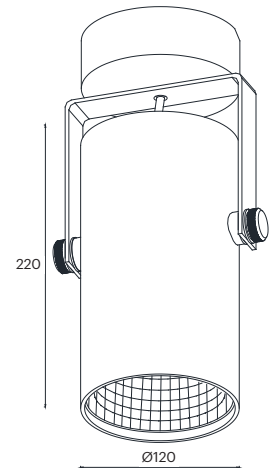
LKP4 02

GOOD NIGHT

Surface



<b>Installation</b>	Indoor	<b>CRI</b>	> 90
<b>Mounting Position</b>	Surface	<b>Life Time</b>	L80 / B10 50.000 h
<b>IP</b>	20	<b>Cut-out Size</b>	-
<b>Wattage</b>	12W 17W 24W	<b>Dimensions</b>	Ø120 h220mm
<b>Lumen output</b>	2100 2900 3900	<b>Adjustable</b>	Yes
<b>Connection</b>	230V		
<b>Driver</b>	Included		
<b>Dimmable</b>	DALI, Push / Driver on request		



LKP402.\*\*.\*\*.\*\*

Number	W	Colour Temperature	Light Distribution	Finish	
LKP402	12	27 2700	1 Narrow 15°	○ 10 White	● MO Metallic Copper
	17	30 3000	2 Medium 25°	● 20 Black	● NO Metallic Gold
	24	40 4000	3 Wide 37°	● 40 Gold	● PO Metallic Chrome
			4 Superwide 58°	● CO Silver	RA RAL Chart
				● BO Copper	





# CALIX SURFACE – GU10

LKP5 01 GU10

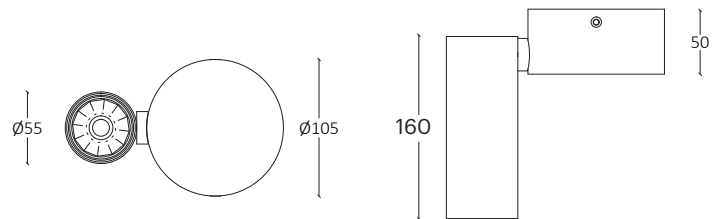
GOOD NIGHT

Surface




<b>Installation</b>	Indoor
<b>Mounting Position</b>	Surface
<b>IP</b>	20
<b>Wattage</b>	GU10
<b>Lumen output</b>	GU10
<b>Connection</b>	230V
<b>Driver</b>	Not required
<b>Dimmable</b>	Depending on lamp

<b>CRI</b>	GU10
<b>Life Time</b>	GU10
<b>Cut-out Size</b>	-
<b>Dimensions</b>	Ø55 h160mm / Ø105 h50mm
<b>Adjustable</b>	Yes



LKP501.\*\*.\*\*.\*\*

Number	W	Colour Temperature	Light Distribution	Finish
LKP501	GU10	XX Depending on lamp	XX Depending on lamp	<ul style="list-style-type: none"> <li>○ 10 White</li> <li>● 20 Black</li> <li>● 40 Gold</li> <li>● CO Silver</li> <li>● BO Copper</li> <li>● MO Metallic Copper</li> <li>● NO Metallic Gold</li> <li>● PO Metallic Chrome</li> <li>RA RAL Chart</li> </ul>




# CALIX SURFACE

LKP5 01

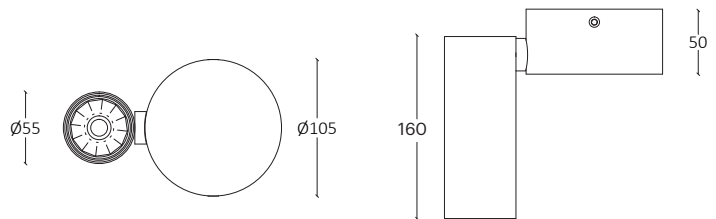
GOOD NIGHT

Surface



<b>Installation</b>	Indoor
<b>Mounting Position</b>	Surface
<b>IP</b>	20
<b>Wattage</b>	5W 8W
<b>Lumen output</b>	700 1200
<b>Connection</b>	230V
<b>Driver</b>	Included
<b>Dimmable</b>	DALI, Push / Driver on request


<b>CRI</b>	> 90
<b>Life Time</b>	L80 / B10 50.000 h
<b>Cut-out Size</b>	-
<b>Dimensions</b>	Ø55 h160mm / Ø105 h50mm
<b>Adjustable</b>	Yes



LKP501.\*\*.\*\*.\*\*

Number	W	Colour Temperature	Light Distribution	Finish	
LKP501	5	27 2700	1 Narrow 12°	○ 10 White	● MO Metallic Copper
	8	30 3000	2 Medium 24°	● 20 Black	● NO Metallic Gold
		40 4000	3 Wide 36°	● 40 Gold	● PO Metallic Chrome
				● CO Silver	RA RAL Chart
				● BO Copper	





LUMIK Surface


- 63 QUALIA – GU10
- 64 QUALIA-2 – 2GU10
- 65 QUALIA 111 – GU10
- 66 QUALIA 111-2 – 2GU10
- 67 TUBER 250 – GU10
- 68 TUBER 250
- 69 TUBER 500 – GU10
- 71 TUBER 500
- 73 TUBER 750 – GU10
- 74 TUBER 750
- 75 TRUNCUS 250 – GU10
- 76 TRUNCUS 250
- 77 TRUNCUS 500 – GU10
- 78 TRUNCUS 500
- 79 TRUNCUS 750 – GU10
- 80 TRUNCUS 750
- 81 BIG TRUNCUS 300 – GU10
- 82 BIG TRUNCUS 300
- 83 BIG TRUNCUS 500 – GU10
- 84 BIG TRUNCUS 500
- 85 BIG TRUNCUS 750 – GU10
- 86 BIG TRUNCUS 750
- 87 TRIGINTA 600
- 89 TRIGINTA 900
- 91 TRIGINTA 1200
- 93 VETUS 600
- 95 VETUS 900
- 97 VETUS 1200
- 98 GUTTA TECTUM

# QUALIA – GU10

LKT1 01

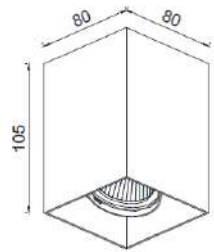
GOOD NIGHT

Surface



<b>Installation</b>	Indoor
<b>Mounting Position</b>	Surface
<b>IP</b>	20
<b>Wattage</b>	GU10
<b>Lumen output</b>	GU10
<b>Connection</b>	230V
<b>Driver</b>	Not required
<b>Dimmable</b>	Depending on lamp

<b>CRI</b>	GU10
<b>Life Time</b>	GU10
<b>Cut-out Size</b>	-
<b>Dimensions</b>	80x80 h105mm
<b>Adjustable</b>	Yes



LKT101.\*\*.\*\*.\*\*

Number	W	Colour Temperature	Light Distribution	Finish
LKT101	GU10	XX Depending on lamp	XX Depending on lamp	<ul style="list-style-type: none"> <li>○ 10 White</li> <li>● 20 Black</li> <li>● 40 Gold</li> <li>● CO Silver</li> <li>● B0 Copper</li> <li>● MO Metallic Copper</li> <li>● NO Metallic Gold</li> <li>● PO Metallic Chrome</li> <li>RA RAL Chart</li> </ul>




**QUALIA-2 – 2GU10**

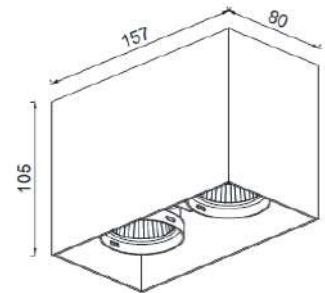
LKT1 02

**GOOD NIGHT**

Surface



<b>Installation</b>	Indoor	<b>CRI</b>	GU10
<b>Mounting Position</b>	Surface	<b>Life Time</b>	GU10
<b>IP</b>	20	<b>Cut-out Size</b>	-
<b>Wattage</b>	2 x GU10	<b>Dimensions</b>	157x80 h105mm
<b>Lumen output</b>	2 x GU10	<b>Adjustable</b>	Yes
<b>Connection</b>	230V		
<b>Driver</b>	Not required		
<b>Dimmable</b>	Depending on lamp		



LKT102.\*\*.\*\*.\*\*

Number	W	Colour Temperature	Light Distribution	Finish
LKT102	2 x GU10	XX Depending on lamp	XX Depending on lamp	<ul style="list-style-type: none"> <li>○ 10 White</li> <li>● 20 Black</li> <li>● 40 Gold</li> <li>● CO Silver</li> <li>● B0 Copper</li> <li>● MO Metallic Copper</li> <li>● NO Metallic Gold</li> <li>● PO Metallic Chrome</li> <li>RA RAL Chart</li> </ul>






# QUALIA 111 – GU10

LKT1 03

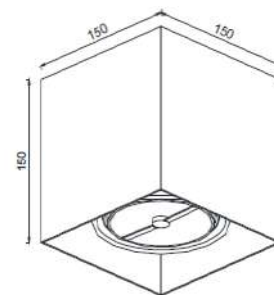
GOOD NIGHT

Surface



<b>Installation</b>	Indoor
<b>Mounting Position</b>	Surface
<b>IP</b>	20
<b>Wattage</b>	QR111 GU10
<b>Lumen output</b>	QR111 GU10
<b>Connection</b>	230V
<b>Driver</b>	Not required
<b>Dimmable</b>	Depending on lamp

<b>CRI</b>	QR111 GU10
<b>Life Time</b>	QR111 GU10
<b>Cut-out Size</b>	-
<b>Dimensions</b>	150x150 h150mm
<b>Adjustable</b>	Yes



LKT103.\*\*.\*\*.\*\*

Number	W	Colour Temperature	Light Distribution	Finish										
LKT103	QR111 GU10	XX Depending on lamp	XX Depending on lamp	<table border="0"> <tr> <td>○ 10 White</td> <td>● MO Metallic Copper</td> </tr> <tr> <td>● 20 Black</td> <td>● NO Metallic Gold</td> </tr> <tr> <td>● 40 Gold</td> <td>● PO Metallic Chrome</td> </tr> <tr> <td>● CO Silver</td> <td>RA RAL Chart</td> </tr> <tr> <td>● BO Copper</td> <td></td> </tr> </table>	○ 10 White	● MO Metallic Copper	● 20 Black	● NO Metallic Gold	● 40 Gold	● PO Metallic Chrome	● CO Silver	RA RAL Chart	● BO Copper	
○ 10 White	● MO Metallic Copper													
● 20 Black	● NO Metallic Gold													
● 40 Gold	● PO Metallic Chrome													
● CO Silver	RA RAL Chart													
● BO Copper														




# QUALIA 111-2 – 2GU10

LKT1 04

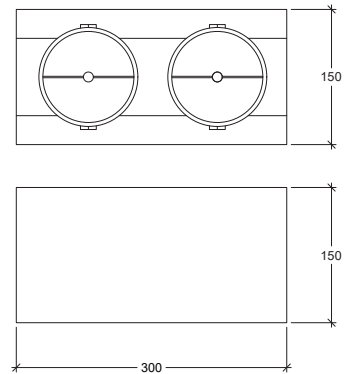
GOOD NIGHT

Surface



<b>Installation</b>	Indoor
<b>Mounting Position</b>	Surface
<b>IP</b>	20
<b>Wattage</b>	2 x QR111 GU10
<b>Lumen output</b>	2 x QR111 GU10
<b>Connection</b>	230V
<b>Driver</b>	Not required
<b>Dimmable</b>	Depending on lamp

<b>CRI</b>	QR111 GU10
<b>Life Time</b>	QR111 GU10
<b>Cut-out Size</b>	-
<b>Dimensions</b>	300x150 h150mm
<b>Adjustable</b>	Yes



LKT104.\*\*.\*\*.\*\*

Number	W	Colour Temperature	Light Distribution	Finish
LKT104	2 x QR111 GU10	XX Depending on lamp	XX Depending on lamp	<ul style="list-style-type: none"> <li>○ 10 White</li> <li>● 20 Black</li> <li>● 40 Gold</li> <li>● CO Silver</li> <li>● B0 Copper</li> <li>● MO Metallic Copper</li> <li>● NO Metallic Gold</li> <li>● PO Metallic Chrome</li> <li>RA RAL Chart</li> </ul>




# TUBER 250 – GU10

LKT2 01

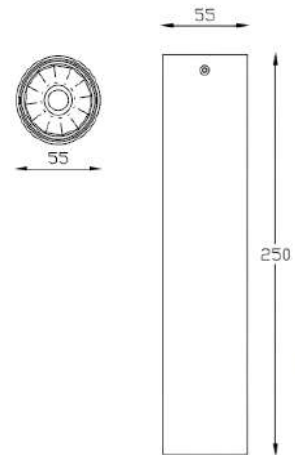
GOOD NIGHT

Surface



Installation	Indoor
Mounting Position	Surface
IP	20
Wattage	GU10
Lumen output	GU10
Connection	230V
Driver	Not required
Dimmable	Depending on lamp

CRI	GU10
Life Time	GU10
Cut-out Size	-
Dimensions	Ø55 h250mm
Adjustable	No



LKT201.\*\*.\*\*.\*\*

Number	W	Colour Temperature	Light Distribution	Finish
LKT201	GU10	XX Depending on lamp	XX Depending on lamp	<ul style="list-style-type: none"> <li>○ 10 White</li> <li>● 20 Black</li> <li>● 40 Gold</li> <li>● CO Silver</li> <li>● B0 Copper</li> <li>● MO Metallic Copper</li> <li>● NO Metallic Gold</li> <li>● PO Metallic Chrome</li> <li>RA RAL Chart</li> </ul>




# TUBER 250

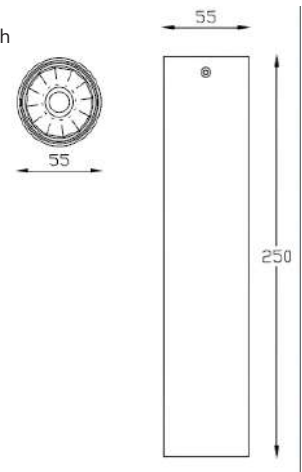
LKT2 01

GOOD NIGHT

Surface



<b>Installation</b>	Indoor	<b>CRI</b>	> 90
<b>Mounting Position</b>	Surface	<b>Life Time</b>	L80 / B10 50.000 h
<b>IP</b>	20	<b>Cut-out Size</b>	-
<b>Wattage</b>	5W 8W	<b>Dimensions</b>	Ø55 h250mm
<b>Lumen output</b>	700 1200	<b>Adjustable</b>	No
<b>Connection</b>	230V		
<b>Driver</b>	Included		
<b>Dimmable</b>	DALI, Push / Driver on request		



LKT201.\*\*.\*\*.\*\*

Number	W	Colour Temperature	Light Distribution	Finish	
LKT201	5	27 2700	1 Narrow 12°	○ 10 White	● MO Metallic Copper
	8	30 3000	2 Medium 24°	● 20 Black	● NO Metallic Gold
		40 4000	3 Wide 36°	● 40 Gold	● PO Metallic Chrome
				● CO Silver	RA RAL Chart
				● B0 Copper	




# TUBER 500 – GU10

LKT2 02

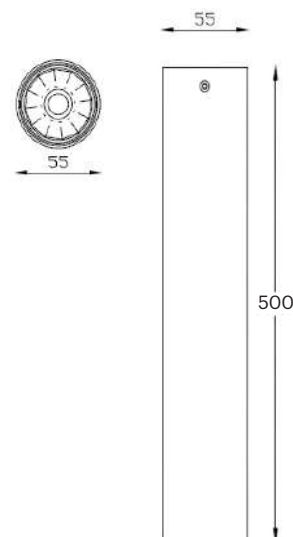
GOOD NIGHT

Surface



<b>Installation</b>	Indoor
<b>Mounting Position</b>	Surface
<b>IP</b>	20
<b>Wattage</b>	GU10
<b>Lumen output</b>	GU10
<b>Connection</b>	230V
<b>Driver</b>	Not required
<b>Dimmable</b>	Depending on lamp

<b>CRI</b>	GU10
<b>Life Time</b>	GU10
<b>Cut-out Size</b>	-
<b>Dimensions</b>	Ø55 h500mm
<b>Adjustable</b>	No



LKT202.\*\*.\*\*.\*\*

Number	W	Colour Temperature	Light Distribution	Finish
LKT202	GU10	XX Depending on lamp	XX Depending on lamp	<ul style="list-style-type: none"> <li>○ 10 White</li> <li>● 20 Black</li> <li>● 40 Gold</li> <li>● CO Silver</li> <li>● B0 Copper</li> <li>● MO Metallic Copper</li> <li>● NO Metallic Gold</li> <li>● PO Metallic Chrome</li> <li>RA RAL Chart</li> </ul>






# TUBER 500

LKT2 02

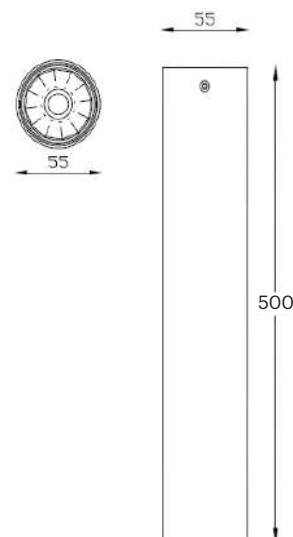
GOOD NIGHT

Surface



<b>Installation</b>	Indoor
<b>Mounting Position</b>	Surface
<b>IP</b>	20
<b>Wattage</b>	5W 8W
<b>Lumen output</b>	700 1200
<b>Connection</b>	230V
<b>Driver</b>	Included
<b>Dimmable</b>	DALI, Push / Driver on request

<b>CRI</b>	> 90
<b>Life Time</b>	L80 / B10 50.000 h
<b>Cut-out Size</b>	-
<b>Dimensions</b>	Ø55 h500mm
<b>Adjustable</b>	No



LKT202.\*\*.\*\*.\*\*

Number	W	Colour Temperature	Light Distribution	Finish
LKT202	5	27 2700	1 Narrow 15°	10 White
	8	30 3000	2 Medium 25°	20 Black
		40 4000	3 Wide 40°	40 Gold
			4 Superwide 60°	CO Silver
				MO Metallic Copper
				NO Metallic Gold
				PO Metallic Chrome
				RA RAL Chart
				BO Copper








# TUBER 750 – GU10

LKT2 03

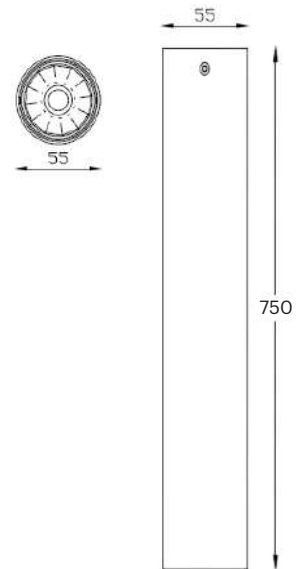
GOOD NIGHT

Surface



<b>Installation</b>	Indoor
<b>Mounting Position</b>	Surface
<b>IP</b>	20
<b>Wattage</b>	GU10
<b>Lumen output</b>	GU10
<b>Connection</b>	230V
<b>Driver</b>	Not required
<b>Dimmable</b>	Depending on lamp

<b>CRI</b>	GU10
<b>Life Time</b>	GU10
<b>Cut-out Size</b>	-
<b>Dimensions</b>	Ø55 h750mm
<b>Adjustable</b>	No



LKT203.\*\*.\*\*.\*\*

Number	W	Colour Temperature	Light Distribution	Finish
LKT203	GU10	XX Depending on lamp	XX Depending on lamp	<ul style="list-style-type: none"> <li>○ 10 White</li> <li>● 20 Black</li> <li>● 40 Gold</li> <li>● CO Silver</li> <li>● B0 Copper</li> <li>● MO Metallic Copper</li> <li>● NO Metallic Gold</li> <li>● PO Metallic Chrome</li> <li>RA RAL Chart</li> </ul>




# TUBER 750

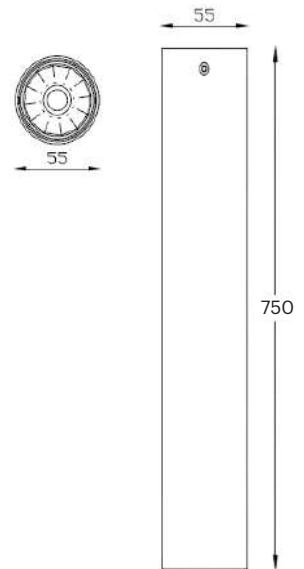
LKT2 03

GOOD NIGHT

Surface



<b>Installation</b>	Indoor	<b>CRI</b>	> 90
<b>Mounting Position</b>	Surface	<b>Life Time</b>	L80 / B10 50.000 h
<b>IP</b>	20	<b>Cut-out Size</b>	-
<b>Wattage</b>	9W 12W	<b>Dimensions</b>	Ø55 h750mm
<b>Lumen output</b>	700 1200	<b>Adjustable</b>	No
<b>Connection</b>	230V		
<b>Driver</b>	Included		
<b>Dimmable</b>	DALI, Push / Driver on request		



LKT203.\*\*.\*\*.\*\*

Number	W	Colour Temperature	Light Distribution	Finish
LKT203	9	27 2700	1 Narrow 12°	○ 10 White
	12	30 3000	2 Medium 24°	● 20 Black
		40 4000	3 Wide 36°	● 40 Gold
				● MO Metallic Copper
				● NO Metallic Gold
				● PO Metallic Chrome
				● CO Silver
				● BO Copper
				RA RAL Chart




# TRUNCUS 250 – GU10

LKT2 04

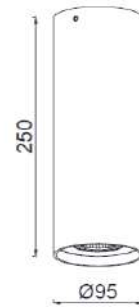
GOOD NIGHT

Surface



<b>Installation</b>	Indoor
<b>Mounting Position</b>	Surface
<b>IP</b>	20
<b>Wattage</b>	GU10
<b>Lumen output</b>	GU10
<b>Connection</b>	230V
<b>Driver</b>	Not required
<b>Dimmable</b>	Depending on lamp

<b>CRI</b>	GU10
<b>Life Time</b>	GU10
<b>Cut-out Size</b>	-
<b>Dimensions</b>	Ø95 h250mm
<b>Adjustable</b>	No



LKT204.\*\*.\*\*.\*\*

Number	W	Colour Temperature	Light Distribution	Finish
LKT204	GU10	XX Depending on lamp	XX Depending on lamp	<ul style="list-style-type: none"> <li>○ 10 White</li> <li>● 20 Black</li> <li>● 40 Gold</li> <li>● CO Silver</li> <li>● B0 Copper</li> <li>● MO Metallic Copper</li> <li>● NO Metallic Gold</li> <li>● PO Metallic Chrome</li> <li>RA RAL Chart</li> </ul>




# TRUNCUS 250

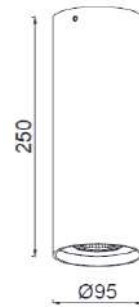
LKT2 04

GOOD NIGHT

Surface



<b>Installation</b>	Indoor	<b>CRI</b>	> 90
<b>Mounting Position</b>	Surface	<b>Life Time</b>	L80 / B10 50.000 h
<b>IP</b>	20	<b>Cut-out Size</b>	-
<b>Wattage</b>	12W 17W 24W	<b>Dimensions</b>	Ø95 h250mm
<b>Lumen output</b>	2100 2900 3900	<b>Adjustable</b>	No
<b>Connection</b>	230V		
<b>Driver</b>	Included		
<b>Dimmable</b>	DALI, Push / Driver on request		



LKT204.\*\*.\*\*.\*\*

Number	W	Colour Temperature	Light Distribution	Finish	
LKT204	12	27 2700	1 Narrow 12°	○ 10 White	● MO Metallic Copper
	17	30 3000	2 Medium 24°	● 20 Black	● NO Metallic Gold
	24	40 4000	3 Wide 36°	● 40 Gold	● PO Metallic Chrome
				● CO Silver	RA RAL Chart
				● B0 Copper	




# TRUNCUS 500 – GU10

LKT2 05


GOOD NIGHT

Surface



<b>Installation</b>	Indoor
<b>Mounting Position</b>	Surface
<b>IP</b>	20
<b>Wattage</b>	GU10
<b>Lumen output</b>	GU10
<b>Connection</b>	230V
<b>Driver</b>	Not required
<b>Dimmable</b>	Depending on lamp

<b>CRI</b>	GU10
<b>Life Time</b>	GU10
<b>Cut-out Size</b>	-
<b>Dimensions</b>	Ø95 h500mm
<b>Adjustable</b>	No



LKT205.\*\*.\*\*.\*\*

Number	W	Colour Temperature	Light Distribution	Finish
LKT205	GU10	XX Depending on lamp	XX Depending on lamp	<ul style="list-style-type: none"> <li>○ 10 White</li> <li>● 20 Black</li> <li>● 40 Gold</li> <li>● CO Silver</li> <li>● B0 Copper</li> <li>● MO Metallic Copper</li> <li>● NO Metallic Gold</li> <li>● PO Metallic Chrome</li> <li>RA RAL Chart</li> </ul>



# TRUNCUS 500


LKT2 05

GOOD NIGHT

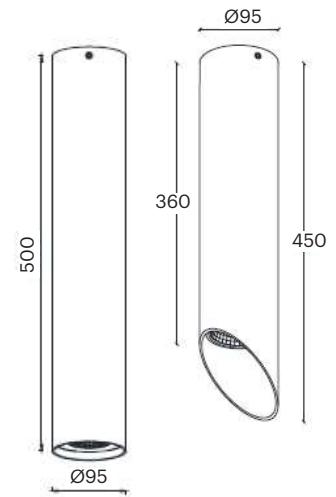
Surface



Edge cut in angle on request



<b>Installation</b>	Indoor	<b>CRI</b>	> 90
<b>Mounting Position</b>	Surface	<b>Life Time</b>	L80 / B10 50.000
<b>IP</b>	20	<b>Cut-out Size</b>	-
<b>Wattage</b>	12W 17W 24W	<b>Dimensions</b>	Ø95 h500mm
<b>Lumen output</b>	2100 2900 3900	<b>Adjustable</b>	No
<b>Connection</b>	230V		
<b>Driver</b>	Included		
<b>Dimmable</b>	DALI, Push / Driver on request		



LKT205.\*\*.\*\*.\*\*

Number	W	Colour Temperature	Light Distribution	Finish
LKT205	12	27 2700	1 Narrow 12°	○ 10 White
	17	30 3000	2 Medium 24°	● 20 Black
	24	40 4000	3 Wide 36°	● 40 Gold
				● MO Metallic Copper
				● NO Metallic Gold
				● PO Metallic Chrome
				● CO Silver
				● B0 Copper
				RA RAL Chart




# TRUNCUS 750 – GU10

LKT2 06


GOOD NIGHT

Surface



<b>Installation</b>	Indoor
<b>Mounting Position</b>	Surface
<b>IP</b>	20
<b>Wattage</b>	GU10
<b>Lumen output</b>	GU10
<b>Connection</b>	230V
<b>Driver</b>	Not required
<b>Dimmable</b>	Depending on lamp

<b>CRI</b>	GU10
<b>Life Time</b>	GU10
<b>Cut-out Size</b>	-
<b>Dimensions</b>	Ø95 h750mm
<b>Adjustable</b>	No



LKT206.\*\*.\*\*.\*\*

Number	W	Colour Temperature	Light Distribution	Finish
LKT206	GU10	XX Depending on lamp	XX Depending on lamp	<ul style="list-style-type: none"> <li>○ 10 White</li> <li>● 20 Black</li> <li>● 40 Gold</li> <li>● CO Silver</li> <li>● B0 Copper</li> <li>● MO Metallic Copper</li> <li>● NO Metallic Gold</li> <li>● PO Metallic Chrome</li> <li>RA RAL Chart</li> </ul>




# TRUNCUS 750

LKT2 06

GOOD NIGHT

Surface



<b>Installation</b>	Indoor	<b>CRI</b>	> 90
<b>Mounting Position</b>	Surface	<b>Life Time</b>	L80 / B10 50.000 h
<b>IP</b>	20	<b>Cut-out Size</b>	-
<b>Wattage</b>	12W 17W 24W	<b>Dimensions</b>	Ø95 h750mm
<b>Lumen output</b>	2100 2900 3900	<b>Adjustable</b>	No
<b>Connection</b>	230V		
<b>Driver</b>	Included		
<b>Dimmable</b>	DALI, Push / Driver on request		



LKT206.\*\*.\*\*.\*\*

Number	W	Colour Temperature	Light Distribution	Finish
LKT206	12	27 2700	1 Narrow 12°	○ 10 White
	17	30 3000	2 Medium 24°	● 20 Black
	24	40 4000	3 Wide 36°	● 40 Gold
				● MO Metallic Copper
				● NO Metallic Gold
				● PO Metallic Chrome
				● CO Silver
				● BO Copper
				RA RAL Chart






# BIG TRUNCUS 300 – GU10

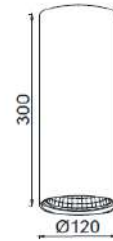
LKT2 07

GOOD NIGHT

Surface



<b>Installation</b>	Indoor	<b>CRI</b>	Gu10
<b>Mounting Position</b>	Surface	<b>Life Time</b>	GU10
<b>IP</b>	20	<b>Cut-out Size</b>	-
<b>Wattage</b>	GU10	<b>Dimensions</b>	Ø120 h300mm
<b>Lumen output</b>	GU10	<b>Adjustable</b>	No
<b>Connection</b>	230V		
<b>Driver</b>	Not required		
<b>Dimmable</b>	Depending on lamp		



LKT207.\*\*.\*\*.\*\*

Number	W	Colour Temperature	Light Distribution	Finish
LKT207	GU10	XX Depending on lamp	XX Depending on lamp	<ul style="list-style-type: none"> <li>○ 10 White</li> <li>● 20 Black</li> <li>● 40 Gold</li> <li>● CO Silver</li> <li>● B0 Copper</li> <li>● MO Metallic Copper</li> <li>● NO Metallic Gold</li> <li>● PO Metallic Chrome</li> <li>RA RAL Chart</li> </ul>




# BIG TRUNCUS 300

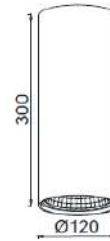
LKT2 07

GOOD NIGHT

Surface



<b>Installation</b>	Indoor	<b>CRI</b>	> 90
<b>Mounting Position</b>	Surface	<b>Life Time</b>	L80 / B10 50.000 h
<b>IP</b>	20	<b>Cut-out Size</b>	-
<b>Wattage</b>	12W 17W 24W	<b>Dimensions</b>	Ø120 h300mm
<b>Lumen output</b>	2100 2900 3900	<b>Adjustable</b>	No
<b>Connection</b>	230V		
<b>Driver</b>	Included		
<b>Dimmable</b>	DALI, Push / Driver on request		



LKT207.\*\*.\*\*.\*\*

Number	W	Colour Temperature	Light Distribution	Finish
LKT207	12	27 2700	1 Narrow 12°	○ 10 White
	17	30 3000	2 Medium 24°	● 20 Black
	24	40 4000	3 Wide 36°	● 40 Gold
				● MO Metallic Copper
				● NO Metallic Gold
				● PO Metallic Chrome
				● CO Silver
				● BO Copper
				RA RAL Chart




# BIG TRUNCUS 500 – GU10

LKT2 08


GOOD NIGHT

Surface



<b>Installation</b>	Indoor
<b>Mounting Position</b>	Surface
<b>IP</b>	20
<b>Wattage</b>	GU10
<b>Lumen output</b>	GU10
<b>Connection</b>	230V
<b>Driver</b>	Not required
<b>Dimmable</b>	Depending on lamp

<b>CRI</b>	GU10
<b>Life Time</b>	GU10
<b>Cut-out Size</b>	-
<b>Dimensions</b>	Ø120 h500mm
<b>Adjustable</b>	No



LKT208.\*\*.\*\*.\*\*

Number	W	Colour Temperature	Light Distribution	Finish
LKT208	GU10	XX Depending on lamp	XX Depending on lamp	<ul style="list-style-type: none"> <li>○ 10 White</li> <li>● 20 Black</li> <li>● 40 Gold</li> <li>● CO Silver</li> <li>● B0 Copper</li> <li>● MO Metallic Copper</li> <li>● NO Metallic Gold</li> <li>● PO Metallic Chrome</li> <li>RA RAL Chart</li> </ul>




# BIG TRUNCUS 500


LKT2 08

GOOD NIGHT

Surface



<b>Installation</b>	Indoor	<b>CRI</b>	> 90
<b>Mounting Position</b>	Surface	<b>Life Time</b>	L80 / B10 72.000 h
<b>IP</b>	20	<b>Cut-out Size</b>	-
<b>Wattage</b>	12W 17W 24W	<b>Dimensions</b>	Ø120 h500mm
<b>Lumen output</b>	2100 2900 3900	<b>Adjustable</b>	No
<b>Connection</b>	230V		
<b>Driver</b>	Included		
<b>Dimmable</b>	DALI, Push / Driver on request		



LKT208.\*\*.\*\*.\*\*

Number	W	Colour Temperature	Light Distribution	Finish
LKT208	12	27 2700	1 Narrow 12°	○ 10 White
	17	30 3000	2 Medium 24°	● 20 Black
	24	40 4000	3 Wide 36°	● 40 Gold
				● CO Silver
				● BO Copper
				● MO Metallic Copper
				● NO Metallic Gold
				● PO Metallic Chrome
				RA RAL Chart




# BIG TRUNCUS 750 – GU10


LKT2 09

GOOD NIGHT

Surface



<b>Installation</b>	Indoor	<b>CRI</b>	GU10
<b>Mounting Position</b>	Surface	<b>Life Time</b>	GU10
<b>IP</b>	20	<b>Cut-out Size</b>	-
<b>Wattage</b>	GU10	<b>Dimensions</b>	Ø120 h750mm
<b>Lumen output</b>	GU10	<b>Adjustable</b>	No
<b>Connection</b>	230V		
<b>Driver</b>	Not required		
<b>Dimmable</b>	Depending on lamp		



LKT209.\*\*.\*\*.\*\*

Number	W	Colour Temperature	Light Distribution	Finish
LKT209	GU10	XX Depending on lamp	XX Depending on lamp	<ul style="list-style-type: none"> <li>○ 10 White</li> <li>● 20 Black</li> <li>● 40 Gold</li> <li>● CO Silver</li> <li>● B0 Copper</li> <li>● MO Metallic Copper</li> <li>● NO Metallic Gold</li> <li>● PO Metallic Chrome</li> <li>RA RAL Chart</li> </ul>




# BIG TRUNCUS 750

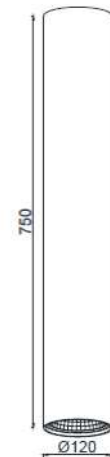
LKT2 09

GOOD NIGHT

Surface



<b>Installation</b>	Indoor	<b>CRI</b>	> 90
<b>Mounting Position</b>	Surface	<b>Life Time</b>	L80 / B10 72.000 h
<b>IP</b>	20	<b>Cut-out Size</b>	-
<b>Wattage</b>	12W 17W 24W	<b>Dimensions</b>	Ø120 h750mm
<b>Lumen output</b>	2100 2900 3900	<b>Adjustable</b>	No
<b>Connection</b>	230V		
<b>Driver</b>	Included		
<b>Dimmable</b>	DALI, Push / Driver on request		



LKT209.\*\*.\*\*.\*\*

Number	W	Colour Temperature	Light Distribution	Finish
LKT209	12	27 2700	1 Narrow 12°	○ 10 White
	17	30 3000	2 Medium 24°	● 20 Black
	24	40 4000	3 Wide 36°	● 40 Gold
				● MO Metallic Copper
				● NO Metallic Gold
				● PO Metallic Chrome
				● CO Silver
				● BO Copper
				RA RAL Chart




# TRIGINTA 600

LKT3 19 586mm

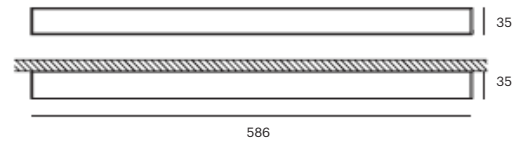
GOOD NIGHT

Surface




<b>Installation</b>	Indoor
<b>Mounting Position</b>	Surface
<b>IP</b>	20
<b>Wattage</b>	8W    12W    18W
<b>Lumen output</b>	1400    2000    2700
<b>Connection</b>	350mA    500mA    700mA
<b>Driver</b>	Remote
<b>Dimmable</b>	DALI, Push / Driver on request

<b>CRI</b>	> 90
<b>Life Time</b>	L80 / B10 72.000 h
<b>Cut-out Size</b>	-
<b>Dimensions</b>	586x35 h35mm
<b>Adjustable</b>	No



LKT319.\*\*.\*\*.\*\*

Number	W	Colour Temperature	Light Distribution	Finish	
LKT319	8	27 2700	<b>6</b> Opal 120°	<b>10</b> White	<b>MO</b> Metallic Copper
	12	30 3000		<b>20</b> Black	<b>NO</b> Metallic Gold
	18	40 4000		<b>40</b> Gold	<b>PO</b> Metallic Chrome
				<b>CO</b> Silver	<b>RA</b> RAL Chart
				<b>B0</b> Copper	






# TRIGINTA 900

LKT3 20 866mm

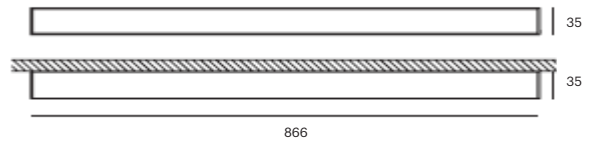
GOOD NIGHT

Surface




<b>Installation</b>	Indoor
<b>Mounting Position</b>	Surface
<b>IP</b>	20
<b>Wattage</b>	12W    18W    26W
<b>Lumen output</b>	2100    3000    4100
<b>Connection</b>	350mA    500mA    700mA
<b>Driver</b>	Remote
<b>Dimmable</b>	DALI, Push / Driver on request

<b>CRI</b>	> 90
<b>Life Time</b>	L80 / B10 72.000 h
<b>Cut-out Size</b>	-
<b>Dimensions</b>	866x35 h35mm
<b>Adjustable</b>	No



LKT320.\*\*.\*\*.\*\*

Number	W	Colour Temperature	Light Distribution	Finish
LKT320	12	27 2700	6 Opal 120°	10 White
	18	30 3000		20 Black
	26	40 4000		40 Gold
				MO Metallic Copper
				NO Metallic Gold
				PO Metallic Chrome
				RA RAL Chart
				CO Silver
				B0 Copper







# TRIGINTA 1200

LKT3 21 1146mm

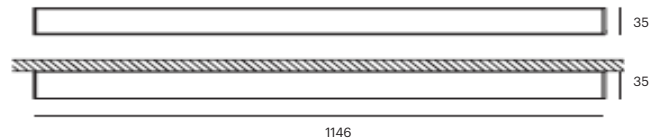
GOOD NIGHT

Surface




<b>Installation</b>	Indoor
<b>Mounting Position</b>	Surface
<b>IP</b>	20
<b>Wattage</b>	16W    24W    34W
<b>Lumen output</b>	2800    4000    5400
<b>Connection</b>	350mA    500mA    700mA
<b>Driver</b>	Remote
<b>Dimmable</b>	DALI, Push / Driver on request

<b>CRI</b>	> 90
<b>Life Time</b>	L80 / B10 72.000 h
<b>Cut-out Size</b>	-
<b>Dimensions</b>	1146x35 h35mm
<b>Adjustable</b>	No



LKT321.\*\*.\*\*.\*\*

Number	W	Colour Temperature	Light Distribution	Finish	
LKT321	16	27 2700	6 Opal 120°	10 White	MO Metallic Copper
	24	30 3000		20 Black	NO Metallic Gold
	34	40 4000		40 Gold	PO Metallic Chrome
				CO Silver	RA RAL Chart
				B0 Copper	







# VETUS 600

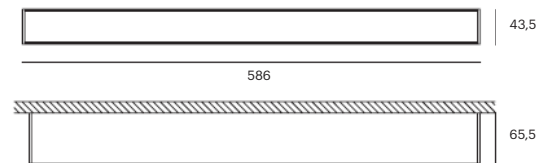
LKT4 10 586mm

GOOD NIGHT

Surface



<b>Installation</b>	Indoor	<b>CRI</b>	> 90
<b>Mounting Position</b>	Surface	<b>Life Time</b>	L80 / B10 72.000 h
<b>IP</b>	20	<b>Cut-out Size</b>	-
<b>Wattage</b>	8W    12W    18W	<b>Dimensions</b>	586x43,5 h65,5mm
<b>Lumen output</b>	1400    2000    2700	<b>Adjustable</b>	No
<b>Connection</b>	230V		
<b>Driver</b>	Included		
<b>Dimmable</b>	DALI, Push / Driver on request		



LKT410.\*\*.\*\*.\*\*

Number	W	Colour Temperature	Light Distribution	Finish
LKT410	8	27 2700	<b>6</b> Opal 120°	○ <b>10</b> White                      ● <b>MO</b> Metallic Copper ● <b>20</b> Black                        ● <b>NO</b> Metallic Gold ● <b>40</b> Gold                         ● <b>PO</b> Metallic Chrome ● <b>CO</b> Silver <b>RA</b> RAL Chart ● <b>B0</b> Copper
	12	30 3000		
	18	40 4000		





# VETUS 900

LKT4 11 866mm

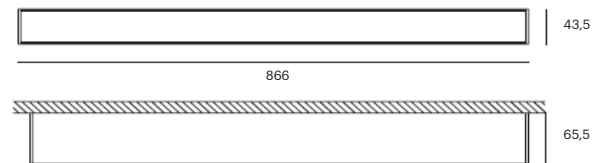
GOOD NIGHT

Surface



<b>Installation</b>	Indoor
<b>Mounting Position</b>	Surface
<b>IP</b>	20
<b>Wattage</b>	12W    18W    26W
<b>Lumen output</b>	2100    3000    4000
<b>Connection</b>	230V
<b>Driver</b>	Included
<b>Dimmable</b>	DALI, Push / Driver on request

<b>CRI</b>	> 90
<b>Life Time</b>	L80 / B10 72.000 h
<b>Cut-out Size</b>	-
<b>Dimensions</b>	866x43,5 h65,5mm
<b>Adjustable</b>	No



LKT411.\*\*.\*\*.\*\*

Number	W	Colour Temperature	Light Distribution	Finish
LKT411	12	27 2700	6 Opal 120°	10 White       MO Metallic Copper
	18	30 3000		20 Black       NO Metallic Gold
	26	40 4000		40 Gold       PO Metallic Chrome CO Silver      RA RAL Chart B0 Copper









# VETUS 1200

LKT4 12 1146mm

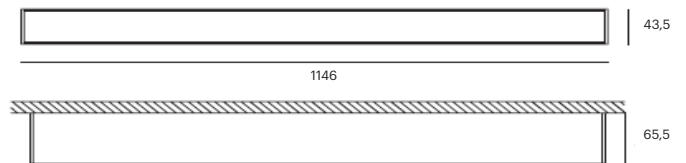
GOOD NIGHT

Surface



<b>Installation</b>	Indoor
<b>Mounting Position</b>	Surface
<b>IP</b>	20
<b>Wattage</b>	16W    24W    35W
<b>Lumen output</b>	2800    4000    5400
<b>Connection</b>	230V
<b>Driver</b>	Included
<b>Dimmable</b>	DALI, Push / Driver on request

<b>CRI</b>	> 90
<b>Life Time</b>	L80 / B10 72.000 h
<b>Cut-out Size</b>	-
<b>Dimensions</b>	1146x43,5 h65,5mm
<b>Adjustable</b>	No



LKT412.\*\*.\*\*.\*\*

Number	W	Colour Temperature	Light Distribution	Finish	
LKT412	16	27 2700	6 Opal 120°	10 White	MO Metallic Copper
	24	30 3000		20 Black	NO Metallic Gold
	35	40 4000		40 Gold	PO Metallic Chrome
				CO Silver	RA RAL Chart
				B0 Copper	




# GUTTA TECTUM

LKT5 01

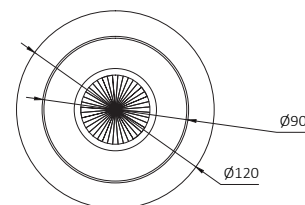
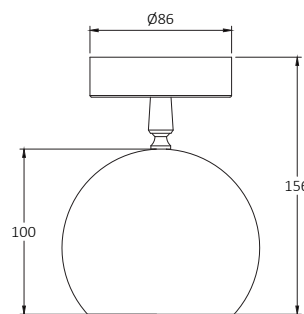
GOOD NIGHT

Surface



Installation	Indoor
Mounting Position	Surface
IP	20
Wattage	GU10
Lumen output	GU10
Connection	230V
Driver	Not required
Dimmable	Depending on lamp

CRI	GU10
Life Time	GU10
Cut-out Size	-
Dimensions	Ø120x100h h156mm
Adjustable	Yes



LKT501.\*\*.\*\*.\*\*

Number	W	Colour Temperature	Light Distribution	Finish
LKT501	GU10	XX Depending on lamp	XX Depending on lamp	<ul style="list-style-type: none"> <li>○ 10 White</li> <li>● 20 Black</li> <li>● 40 Gold</li> <li>● CO Silver</li> <li>● B0 Copper</li> <li>● MO Metallic Copper</li> <li>● NO Metallic Gold</li> <li>● PO Metallic Chrome</li> <li>RA RAL Chart</li> </ul>



LUMIK Recessed


- 101 CUBIC QT1 5454
- 103 CUBIC QT2 5496
- 105 CUBIC Q1 – GU10 7676
- 106 CUBIC Q2 – 2GU10 76141
- 107 CUBIC QT1 7676
- 108 CUBIC QT2 76141
- 109 CUBIC Q1 – GU10 Trimless 7589
- 110 CUBIC Q2 – 2GU10 Trimless 75165
- 111 CUBIC Q3 – 3GU10 Trimless 75246
- 113 CUBIC Q1 – GU10 97102
- 115 CUBIC Q2 – 2GU10 97186
- 116 CUBIC Q3 – 3GU10 97270
- 117 CUBIC QT1 97102
- 118 CUBIC Q1 – QR111 177177
- 119 CUBIC Q2 – 2QR111 177323
- 120 CUBIC Q3 – 3QR111 177468
- 121 CUBIC QT1 177177
- 123 CUBIC QT2 177323
- 124 CUBIC QT3 177468
- 125 INTUS – GU10
- 127 INTUS QT1
- 128 INTRA – GU10
- 129 INTRA QT1
- 130 ALIPES – GU10
- 131 VIAE QV 1
- 132 ARTUS QV 1
- 133 PAULLULUM QV 1
- 134 TECTUM QV 1
- 135 BIG TECTUM QV 1
- 136 VULTUS QV 1
- 137 BIG VULTUS QV 1
- 139 TIBI QV 1
- 141 DEXTER QV 1

# CUBIC QT1 5454

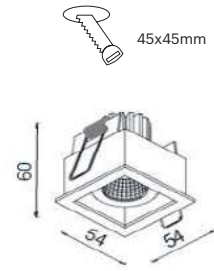
LKE3 01

GOOD NIGHT

Recessed



<b>Installation</b>	Indoor	<b>CRI</b>	> 90
<b>Mounting Position</b>	Ceiling recessed	<b>Life Time</b>	L90 / B20 50.000 h
<b>IP</b>	20	<b>Cut-out Size</b>	45x45 h70mm
<b>Wattage</b>	6W	<b>Dimensions</b>	54x54 h70mm
<b>Lumen output</b>	635	<b>Adjustable</b>	No
<b>Connection</b>	250mA / 350mA		
<b>Driver</b>	Included (remote)		
<b>Dimmable</b>	on/off (dimnable on request)		



LKE301.\*.\*.\*.\*

Number	W	Colour Temperature	Light Distribution	Finish	
LKE301	6	27 2700	1 Narrow 12°	○ 10 White	● MO Metallic Copper
		30 3000	2 Medium 24°	● 20 Black	● NO Metallic Gold
		40 4000	3 Wide 36°	● 40 Gold	● PO Metallic Chrome
				● CO Silver	RA RAL Chart
				● B0 Copper	



# CUBIC QT2 5496

LKE3 02

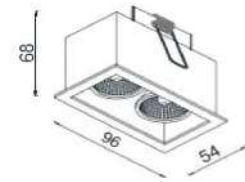
GOOD NIGHT

Recessed




<b>Installation</b>	Indoor
<b>Mounting Position</b>	Ceiling recessed
<b>IP</b>	20
<b>Wattage</b>	2 x 6W
<b>Lumen output</b>	2 x 635
<b>Connection</b>	250mA / 350mA
<b>Driver</b>	Included (remote)
<b>Dimmable</b>	on/off (dimmmable on request)

<b>CRI</b>	> 90
<b>Life Time</b>	L90 / B20 50.000 h
<b>Cut-out Size</b>	94,4x45 h78mm
<b>Dimensions</b>	96x54 h78mm
<b>Adjustable</b>	No



LKE302.\*\*.\*\*.\*\*

Number	W	Colour Temperature	Light Distribution	Finish	
LKE302	12	27 2700	1 Narrow 12°	○ 10 White	● MO Metallic Copper
		30 3000	2 Medium 24°	● 20 Black	● NO Metallic Gold
		40 4000	3 Wide 36°	● 40 Gold	● PO Metallic Chrome
				● CO Silver	RA RAL Chart
				● BO Copper	





# CUBIC Q1 – GU10 7676

LKE2 01

GOOD NIGHT

Recessed



INDOOR

RECESSED



DIMMABLE



CASAMBI

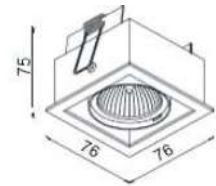


WIRELESS

<b>Installation</b>	Indoor	<b>CRI</b>	GU10
<b>Mounting Position</b>	Ceiling recessed	<b>Life Time</b>	GU10
<b>IP</b>	20	<b>Cut-out Size</b>	70x70mm h85mm
<b>Wattage</b>	GU10	<b>Dimensions</b>	76x76 h75mm
<b>Lumen output</b>	GU10	<b>Adjustable</b>	No
<b>Connection</b>	230V		
<b>Driver</b>	Not required		
<b>Dimmable</b>	Depending on lamp		



70x70mm



LKE201.GU10.XX.X.\*\*



Number	W	Colour Temperature	Light Distribution	Finish
LKE201	GU10	XX Depending on lamp	XX Depending on lamp	<ul style="list-style-type: none"> <li>○ 10 White</li> <li>● 20 Black</li> <li>● 40 Gold</li> <li>● CO Silver</li> <li>● BO Copper</li> <li>● MO Metallic Copper</li> <li>● NO Metallic Gold</li> <li>● PO Metallic Chrome</li> <li>RA RAL Chart</li> </ul>

# CUBIC Q2 – 2GU10 76141

LKE2 02

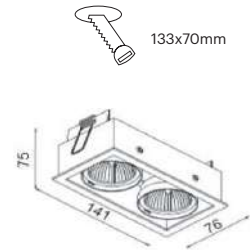
GOOD NIGHT

Recessed



<b>Installation</b>	Indoor
<b>Mounting Position</b>	Ceiling recessed
<b>IP</b>	20
<b>Wattage</b>	2 x GU10
<b>Lumen output</b>	2 x GU10
<b>Connection</b>	239V
<b>Driver</b>	Not required
<b>Dimmable</b>	Depending on lamp

<b>CRI</b>	GU10
<b>Life Time</b>	GU10
<b>Cut-out Size</b>	133x70 h85mm
<b>Dimensions</b>	76x 41 h75mm
<b>Adjustable</b>	No



LKE202.GU10.XX.X.\*\*

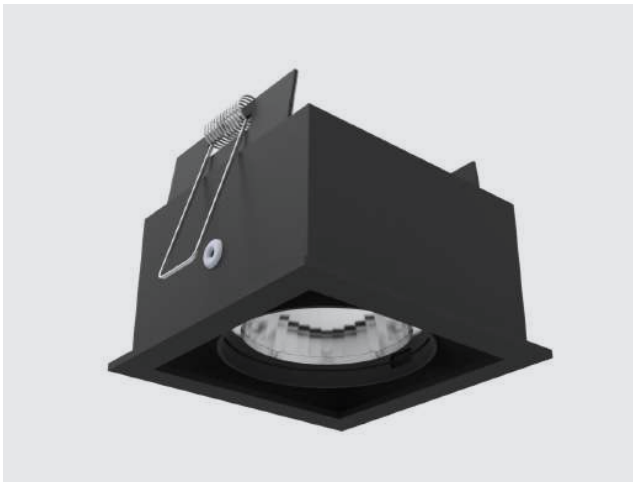
Number	W	Colour Temperature	Light Distribution	Finish
LKE202	2 x GU10	XX Depending on lamp	XX Depending on lamp	<ul style="list-style-type: none"> <li>○ 10 White</li> <li>● 20 Black</li> <li>● 40 Gold</li> <li>● CO Silver</li> <li>● BO Copper</li> <li>● MO Metallic Copper</li> <li>● NO Metallic Gold</li> <li>● PO Metallic Chrome</li> <li>RA RAL Chart</li> </ul>

# CUBIC QT1 7676

LKE2 01

GOOD NIGHT

Recessed



INDOOR

RECESSED



DIMMABLE



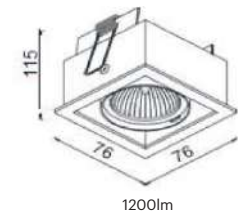
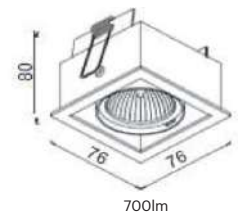
CASAMBI



WIRELESS

<b>Installation</b>	Indoor
<b>Mounting Position</b>	Ceiling recessed
<b>IP</b>	20
<b>Wattage</b>	5W 9W
<b>Lumen output</b>	700 1200
<b>Connection</b>	150mA / 250mA
<b>Driver</b>	Included (remote)
<b>Dimmable</b>	on/off (dimnable on request)

<b>CRI</b>	> 90
<b>Life Time</b>	L90 / B20 50.000 h
<b>Cut-out Size</b>	70x70 h90mm 70x70 h110mm
<b>Dimensions</b>	76x76 h80mm 76x76 h115mm
<b>Adjustable</b>	No



LKE201.\*\*.\*\*.\*\*


Number	W	Colour Temperature	Light Distribution	Finish	
LKE201	5	27 2700	1 Narrow 12°	○ 10 White	● MO Metallic Copper
	9	30 3000	2 Medium 24°	● 20 Black	● NO Metallic Gold
		40 4000	3 Wide 36°	● 40 Gold	● PO Metallic Chrome
				● CO Silver	RA RAL Chart
				● B0 Copper	

# CUBIC QT2 76141

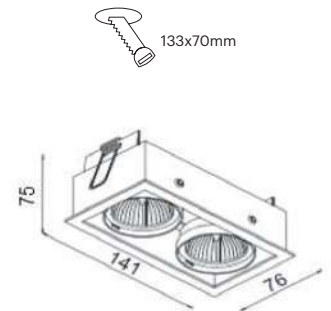
LKE2 02

GOOD NIGHT

Recessed



<b>Installation</b>	Indoor	<b>CRI</b>	> 90
<b>Mounting Position</b>	Ceiling recessed	<b>Life Time</b>	L90 / B20 50.000 h
<b>IP</b>	20	<b>Cut-out Size</b>	133x70 h110mm
<b>Wattage</b>	2 x 5W 2 x 9W	<b>Dimensions</b>	76x141 h75mm
<b>Lumen output</b>	2 x 700 2 x 1200	<b>Adjustable</b>	No
<b>Connection</b>	150mA / 250mA		
<b>Driver</b>	Included (remote)		
<b>Dimmable</b>	on/off (dimnable on request)		



LKE202.GU10.XX.X.\*\*

Number	W	Colour Temperature	Light Distribution	Finish	
LKE202	10	27 2700	1 Narrow 12°	○ 10 White	● MO Metallic Copper
	18	30 3000	2 Medium 24°	● 20 Black	● NO Metallic Gold
		40 4000	3 Wide 36°	● 40 Gold	● PO Metallic Chrome
				● CO Silver	RA RAL Chart
				● BO Copper	




# CUBIC Q1 – GU10 Trimless 7589

LKE1 05

GOOD NIGHT

Recessed



INDOOR

RECESSED



DIMMABLE



CASAMBI



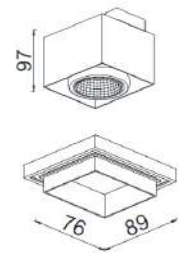
WIRELESS

Installation	Indoor
Mounting Position	Ceiling recessed
IP	20
Wattage	GU10
Lumen output	GU10
Connection	230V
Driver	Not required
Dimmable	Depending on lamp

CRI	GU10
Life Time	GU10
Cut-out Size	89x76 h105mm
Dimensions	89x76 h97mm
Adjustable	Yes



89x76mm



LKE105.GU10.XX.X.\*\*

Number	W	Colour Temperature	Light Distribution	Finish
LKE105	GU10	XX Depending on lamp	XX Depending on lamp	<ul style="list-style-type: none"> <li>○ 10 White</li> <li>● 20 Black</li> <li>● 40 Gold</li> <li>● CO Silver</li> <li>● B0 Copper</li> <li>● MO Metallic Copper</li> <li>● NO Metallic Gold</li> <li>● PO Metallic Chrome</li> <li>RA RAL Chart</li> </ul>



# CUBIC Q2 – 2GU10 Trimless 75165

LKE1 06

GOOD NIGHT

Recessed



INDOOR

RECESSED



DIMMABLE



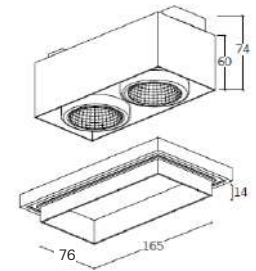
CASAMBI



WIRELESS

Installation	Indoor
Mounting Position	Ceiling recessed
IP	20
Wattage	2 x GU10
Lumen output	2 x GU10
Connection	230V
Driver	Not required
Dimmable	Depending on lamp

CRI	GU10
Life Time	GU10
Cut-out Size	166x76 h84mm
Dimensions	166x75 h74mm
Adjustable	Yes



LKE106.GU10.XX.X.\*\*

Number	W	Colour Temperature	Light Distribution	Finish
LKE106	2 x GU10	XX Depending on lamp	XX Depending on lamp	<ul style="list-style-type: none"> <li>○ 10 White</li> <li>● 20 Black</li> <li>● 40 Gold</li> <li>● CO Silver</li> <li>● B0 Copper</li> <li>● MO Metallic Copper</li> <li>● NO Metallic Gold</li> <li>● PO Metallic Chrome</li> <li>RA RAL Chart</li> </ul>



# CUBIC Q3 – 3GU10 Trimless 75246

LKE1 07

GOOD NIGHT

Recessed



INDOOR

RECESSED



DIMMABLE



CASAMBI

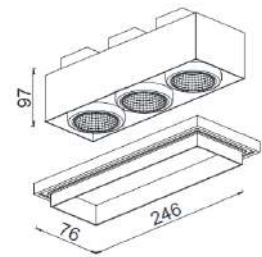


WIRELESS

<b>Installation</b>	Indoor	<b>CRI</b>	GU10
<b>Mounting Position</b>	Ceiling recessed	<b>Life Time</b>	GU10
<b>IP</b>	20	<b>Cut-out Size</b>	246x76 h107mm
<b>Wattage</b>	3 x GU10	<b>Dimensions</b>	246x76 h97mm
<b>Lumen output</b>	3 x GU10	<b>Adjustable</b>	Yes
<b>Connection</b>	230V		
<b>Driver</b>	Not required		
<b>Dimmable</b>	Depending on lamp		



246x76mm



LKE107.GU10.XX.X.\*\*

Number	W	Colour Temperature	Light Distribution	Finish
LKE107	3 x GU10	XX Depending on lamp	XX Depending on lamp	<ul style="list-style-type: none"> <li>○ 10 White</li> <li>● 20 Black</li> <li>● 40 Gold</li> <li>● CO Silver</li> <li>● BO Copper</li> <li>● MO Metallic Copper</li> <li>● NO Metallic Gold</li> <li>● PO Metallic Chrome</li> <li>RA RAL Chart</li> </ul>








# CUBIC Q1 – GU10 97102

LKE1 01

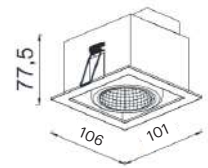
GOOD NIGHT

Recessed



<b>Installation</b>	Indoor
<b>Mounting Position</b>	Ceiling recessed
<b>IP</b>	20
<b>Wattage</b>	GU10
<b>Lumen output</b>	GU10
<b>Connection</b>	230V
<b>Driver</b>	Not required
<b>Dimmable</b>	Depending on lamp

<b>CRI</b>	GU10
<b>Life Time</b>	GU10
<b>Cut-out Size</b>	96x84 h875mm
<b>Dimensions</b>	106x101 h77,5mm
<b>Adjustable</b>	Yes



LKE101.GU10.XX.X.\*\*

Number	W	Colour Temperature	Light Distribution	Finish										
LKE101	GU10	XX Depending on lamp	XX Depending on lamp	<table border="0"> <tr> <td>○ 10 White</td> <td>● MO Metallic Copper</td> </tr> <tr> <td>● 20 Black</td> <td>● NO Metallic Gold</td> </tr> <tr> <td>● 40 Gold</td> <td>● PO Metallic Chrome</td> </tr> <tr> <td>● CO Silver</td> <td>RA RAL Chart</td> </tr> <tr> <td>● BO Copper</td> <td></td> </tr> </table>	○ 10 White	● MO Metallic Copper	● 20 Black	● NO Metallic Gold	● 40 Gold	● PO Metallic Chrome	● CO Silver	RA RAL Chart	● BO Copper	
○ 10 White	● MO Metallic Copper													
● 20 Black	● NO Metallic Gold													
● 40 Gold	● PO Metallic Chrome													
● CO Silver	RA RAL Chart													
● BO Copper														



# CUBIC Q2 – 2GU10 97186

LKE1 02

GOOD NIGHT

Recessed



INDOOR

RECESSED



DIMMABLE



CASAMBI



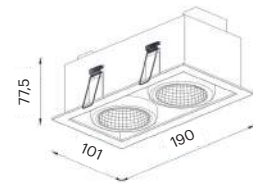
WIRELESS

<b>Installation</b>	Indoor
<b>Mounting Position</b>	Ceiling recessed
<b>IP</b>	20
<b>Wattage</b>	2 x GU10
<b>Lumen output</b>	2 x GU10
<b>Connection</b>	230V
<b>Driver</b>	Not required
<b>Dimmable</b>	Depending on lamp

<b>CRI</b>	GU10
<b>Life Time</b>	GU10
<b>Cut-out Size</b>	174x84 h87,5mm
<b>Dimensions</b>	101x190 h77,5mm
<b>Adjustable</b>	Yes



174x84mm



LKE102.GU10.XX.X.\*\*


Number	W	Colour Temperature	Light Distribution	Finish										
LKE102	2 x GU10	XX Depending on lamp	XX Depending on lamp	<table border="0"> <tr> <td>○ 10 White</td> <td>● MO Metallic Copper</td> </tr> <tr> <td>● 20 Black</td> <td>● NO Metallic Gold</td> </tr> <tr> <td>● 40 Gold</td> <td>● PO Metallic Chrome</td> </tr> <tr> <td>● CO Silver</td> <td>RA RAL Chart</td> </tr> <tr> <td>● BO Copper</td> <td></td> </tr> </table>	○ 10 White	● MO Metallic Copper	● 20 Black	● NO Metallic Gold	● 40 Gold	● PO Metallic Chrome	● CO Silver	RA RAL Chart	● BO Copper	
○ 10 White	● MO Metallic Copper													
● 20 Black	● NO Metallic Gold													
● 40 Gold	● PO Metallic Chrome													
● CO Silver	RA RAL Chart													
● BO Copper														

# CUBIC Q3 – 3GU10 97270

LKE1 03

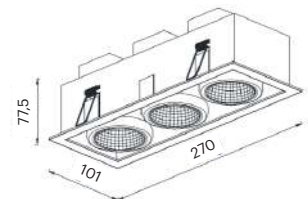
GOOD NIGHT

Recessed



Installation	Indoor
Mounting Position	Ceiling recessed
IP	20
Wattage	3 x GU10
Lumen output	3 x GU10
Connection	230V
Driver	Not required
Dimmable	Depending on lamp

CRI	GU10
Life Time	GU10
Cut-out Size	260x84 h87,5mm
Dimensions	270x101 h77,5mm
Adjustable	Yes



LKE103.GU10.XX.X.\*\*


Number	W	Colour Temperature	Light Distribution	Finish
LKE103	3 x GU10	XX Depending on lamp	XX Depending on lamp	<ul style="list-style-type: none"> <li>○ 10 White</li> <li>● 20 Black</li> <li>● 40 Gold</li> <li>● CO Silver</li> <li>● BO Copper</li> <li>● MO Metallic Copper</li> <li>● NO Metallic Gold</li> <li>● PO Metallic Chrome</li> <li>RA RAL Chart</li> </ul>

# CUBIC QT1 97102

LKE1 04

GOOD NIGHT

Recessed



INDOOR

RECESSED



DIMMABLE



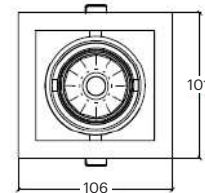
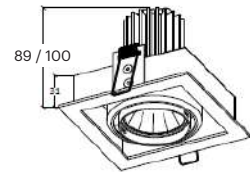
CASAMBI



WIRELESS

<b>Installation</b>	Indoor
<b>Mounting Position</b>	Ceiling recessed
<b>IP</b>	20
<b>Wattage</b>	5W    9W
<b>Lumen output</b>	700    1200
<b>Connection</b>	150mA / 250mA
<b>Driver</b>	Included (remote)
<b>Dimmable</b>	on/off (dimnable on request)

<b>CRI</b>	> 90
<b>Life Time</b>	L80 / B10 50.000 h
<b>Cut-out Size</b>	96x84 h90mm 96x84 h110mm
<b>Dimensions</b>	106x101 h89mm 106x101 h100mm
<b>Adjustable</b>	Yes



LKE104.\*\*.\*\*.\*\*

Number	W	Colour Temperature	Light Distribution	Finish	
LKE104	9	27 2700	1 Narrow 12°	○ 10 White	● MO Metallic Copper
	12	30 3000	2 Medium 24°	● 20 Black	● NO Metallic Gold
		40 4000	3 Wide 36°	● 40 Gold	● PO Metallic Chrome
				● CO Silver	RA RAL Chart
				● B0 Copper	

# CUBIC Q1 – QR111 177177

LKE4 01

GOOD NIGHT

Recessed



INDOOR

RECESSED



DIMMABLE



CASAMBI



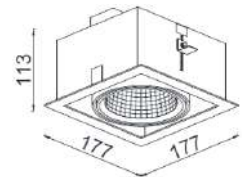
WIRELESS

<b>Installation</b>	Indoor
<b>Mounting Position</b>	Ceiling recessed
<b>IP</b>	20
<b>Wattage</b>	QR111 - GU10
<b>Lumen output</b>	QR111 - GU10
<b>Connection</b>	230V
<b>Driver</b>	Not required
<b>Dimmable</b>	Depending on lamp

<b>CRI</b>	QR111 - GU10
<b>Life Time</b>	QR111 - GU10
<b>Cut-out Size</b>	173x162 h125mm
<b>Dimensions</b>	177x177 h113mm
<b>Adjustable</b>	Yes



173x162mm



LKE401.QR111.XX.X.\*\*

Number	W	Colour Temperature	Light Distribution	Finish
LKE401	QR111	XX Depending on lamp	XX Depending on lamp	<ul style="list-style-type: none"> <li>○ 10 White</li> <li>● 20 Black</li> <li>● 40 Gold</li> <li>● CO Silver</li> <li>● BO Copper</li> <li>● MO Metallic Copper</li> <li>● NO Metallic Gold</li> <li>● PO Metallic Chrome</li> <li>RA RAL Chart</li> </ul>

# CUBIC Q2 – 2QR111 177323

LKE4 02

GOOD NIGHT

Recessed



INDOOR

RECESSED



DIMMABLE



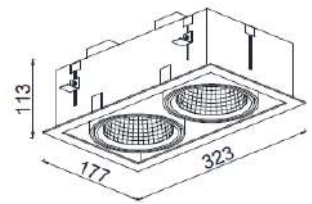
CASAMBI



WIRELESS

<b>Installation</b>	Indoor
<b>Mounting Position</b>	Ceiling recessed
<b>IP</b>	20
<b>Wattage</b>	2 x QR111 - GU10
<b>Lumen output</b>	2 x QR111 - GU10
<b>Connection</b>	230V
<b>Driver</b>	Not required
<b>Dimmable</b>	Depending on lamp

<b>CRI</b>	QR111 - GU10
<b>Life Time</b>	QR111 - GU10
<b>Cut-out Size</b>	315x162 h125mm
<b>Dimensions</b>	323x177 h113mm
<b>Adjustable</b>	Yes



LKE402.QR111.XX.X.\*\*


Number	W	Colour Temperature	Light Distribution	Finish										
LKE402	2 x QR111	XX Depending on lamp	XX Depending on lamp	<table border="0"> <tr> <td>○ 10 White</td> <td>● MO Metallic Copper</td> </tr> <tr> <td>● 20 Black</td> <td>● NO Metallic Gold</td> </tr> <tr> <td>● 40 Gold</td> <td>● PO Metallic Chrome</td> </tr> <tr> <td>● CO Silver</td> <td>RA RAL Chart</td> </tr> <tr> <td>● BO Copper</td> <td></td> </tr> </table>	○ 10 White	● MO Metallic Copper	● 20 Black	● NO Metallic Gold	● 40 Gold	● PO Metallic Chrome	● CO Silver	RA RAL Chart	● BO Copper	
○ 10 White	● MO Metallic Copper													
● 20 Black	● NO Metallic Gold													
● 40 Gold	● PO Metallic Chrome													
● CO Silver	RA RAL Chart													
● BO Copper														

# CUBIC Q3 – 3QR111 177468

LKE4 03

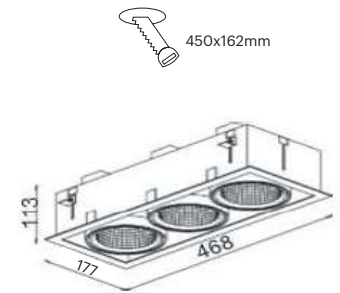
GOOD NIGHT

Recessed



<b>Installation</b>	Indoor
<b>Mounting Position</b>	Ceiling recessed
<b>IP</b>	20
<b>Wattage</b>	3 x QR111 - GU10
<b>Lumen output</b>	3 x QR111 -GU10
<b>Connection</b>	230V
<b>Driver</b>	Not required
<b>Dimmable</b>	Depending on lamp

<b>CRI</b>	QR111 - GU10
<b>Life Time</b>	QR111 - GU10
<b>Cut-out Size</b>	450x162 h125mm
<b>Dimensions</b>	468x177 h113mm
<b>Adjustable</b>	Yes



LKE403.QR111.XX.X.\*\*

Number	W	Colour Temperature	Light Distribution	Finish
LKE403	3 x QR111	XX Depending on lamp	XX Depending on lamp	<ul style="list-style-type: none"> <li>○ 10 White</li> <li>● 20 Black</li> <li>● 40 Gold</li> <li>● CO Silver</li> <li>● BO Copper</li> <li>● MO Metallic Copper</li> <li>● NO Metallic Gold</li> <li>● PO Metallic Chrome</li> <li>RA RAL Chart</li> </ul>





# CUBIC QT1 177177

LKE4 04

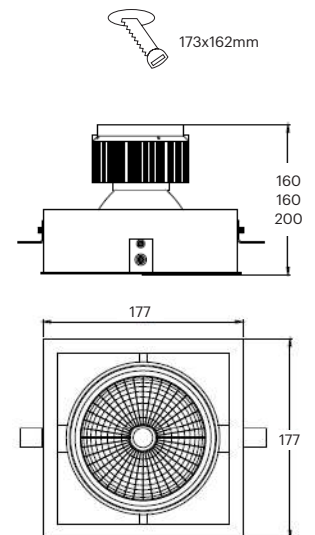
GOOD NIGHT

Recessed



<b>Installation</b>	Indoor
<b>Mounting Position</b>	Ceiling recessed
<b>IP</b>	20
<b>Wattage</b>	11,3W 16,5W 23,6W
<b>Lumen output</b>	2100 2900 3900
<b>Connection</b>	350mA / 500mA / 700mA
<b>Driver</b>	Included (remote)
<b>Dimmable</b>	on/off (dimnable on request)

<b>CRI</b>	> 90
<b>Life Time</b>	L80 / B10 50.000 h
<b>Cut-out Size</b>	173x162 h170mm 173x162 h170mm 173x162 h210mm
<b>Dimensions</b>	177x177 h160mm 177x177 h160mm 177x177 h200mm
<b>Adjustable</b>	Yes



LKE404.\*\*.\*\*.\*\*

Number	W	Colour Temperature	Light Distribution	Finish	
LKE404	11	27 2700	1 Narrow 14°	○ 10 White	● MO Metallic Copper
	16	30 3000	2 Medium 22°	● 20 Black	● NO Metallic Gold
	23	40 4000	3 Wide 37°	● 40 Gold	● PO Metallic Chrome
			4 Superwide 58°	● CO Silver	RA RAL Chart
				● B0 Copper	



# CUBIC QT2 177323

LKE4 05

GOOD NIGHT

Recessed



INDOOR

RECESSED



DIMMABLE



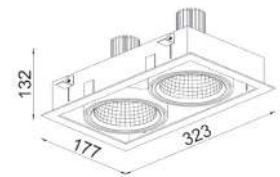
CASAMBI



WIRELESS

<b>Installation</b>	Indoor
<b>Mounting Position</b>	Ceiling recessed
<b>IP</b>	20
<b>Wattage</b>	2x11,3W 2x16,5W 2x23,6W
<b>Lumen output</b>	2x2100 2x2900 2x3900
<b>Connection</b>	350mA / 500mA / 700mA
<b>Driver</b>	Included (remote)
<b>Dimmable</b>	on/off (dimnable on request)

<b>CRI</b>	> 90
<b>Life Time</b>	L80 / B10 50.000 h
<b>Cut-out Size</b>	315x162 h170mm 315x162 h170mm 315x162 h210mm
<b>Dimensions</b>	177x323 h160mm 177x323 h160mm 177x323 h200mm
<b>Adjustable</b>	Yes



LKE405.\*\*.\*\*.\*\*

Number	W	Colour Temperature	Light Distribution	Finish
LKE405	11	27 2700	1 Narrow 14°	○ 10 White
	16	30 3000	2 Medium 22°	● 20 Black
	23	40 4000	3 Wide 37°	● 40 Gold
			4 Superwide 58°	● CO Silver
				● MO Metallic Copper
				● NO Metallic Gold
				● PO Metallic Chrome
				RA RAL Chart
				● B0 Copper

# CUBIC QT3 177468

LKE4 06

GOOD NIGHT

Recessed



INDOOR

RECESSED



DIMMABLE



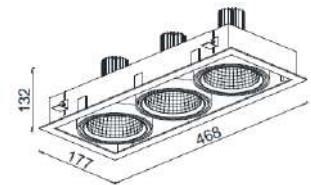
CASAMBI



WIRELESS

<b>Installation</b>	Indoor
<b>Mounting Position</b>	Ceiling recessed
<b>IP</b>	20
<b>Wattage</b>	3x11,3W 3x16,5W 3x23,6W
<b>Lumen output</b>	3x2100 3x2900 3x3900
<b>Connection</b>	350mA / 500mA / 700mA
<b>Driver</b>	Included (remote)
<b>Dimmable</b>	on/off (dimnable on request)

<b>CRI</b>	> 90
<b>Life Time</b>	L80 / B10 50.000 h
<b>Cut-out Size</b>	462x162 h170mm 462x162 h170mm 462x162 h210mm
<b>Dimensions</b>	177x468 h160mm 177x468 h160mm 177x468 h200mm
<b>Adjustable</b>	Yes



LKE406.\*\*.\*\*.\*\*


Number	W	Colour Temperature	Light Distribution	Finish	
LKE406	11	27 2700	1 Narrow 14°	○ 10 White	● MO Metallic Copper
	16	30 3000	2 Medium 22°	● 20 Black	● NO Metallic Gold
	23	40 4000	3 Wide 37°	● 40 Gold	● PO Metallic Chrome
			4 Superwide 58°	● CO Silver	RA RAL Chart
				● BO Copper	

# INTUS – GU10

LKE5 01

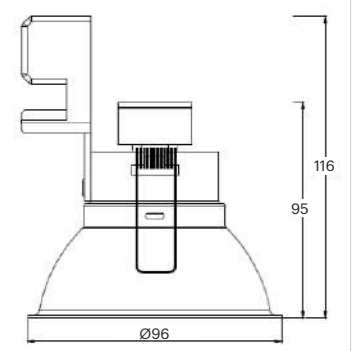
GOOD NIGHT

Recessed



<b>Installation</b>	Indoor
<b>Mounting Position</b>	Ceiling recessed
<b>IP</b>	20
<b>Wattage</b>	GU10
<b>Lumen output</b>	GU10
<b>Connection</b>	230V
<b>Driver</b>	Not required
<b>Dimmable</b>	Depending on lamp

<b>CRI</b>	GU10
<b>Life Time</b>	GU10
<b>Cut-out Size</b>	Ø90 h116mm
<b>Dimensions</b>	Ø96 h116mm
<b>Adjustable</b>	No



LKE501.GU10.XX.X.\*\*

Number	W	Colour Temperature	Light Distribution	Finish
LKE501	GU10	XX Depending on lamp	XX Depending on lamp	<ul style="list-style-type: none"> <li>○ 10 White</li> <li>● 20 Black</li> <li>● 40 Gold</li> <li>● CO Silver</li> <li>● B0 Copper</li> <li>● MO Metallic Copper</li> <li>● NO Metallic Gold</li> <li>● PO Metallic Chrome</li> <li>RA RAL Chart</li> </ul>



# INTUS QT1

LKE5 01

GOOD NIGHT

Recessed



INDOOR

RECESSED



DIMMABLE



CASAMBI



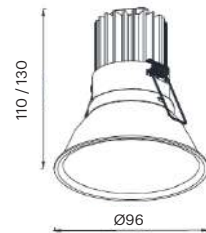
WIRELESS

<b>Installation</b>	Indoor
<b>Mounting Position</b>	Ceiling recessed
<b>IP</b>	20
<b>Wattage</b>	5W 9W
<b>Lumen output</b>	700 1200
<b>Connection</b>	150mA / 250mA
<b>Driver</b>	Included (remote)
<b>Dimmable</b>	on/off (dimnable on request)

<b>CRI</b>	> 90
<b>Life Time</b>	L80 / B10 50.000 h
<b>Cut-out Size</b>	Ø90 h120mm Ø90 h140mm
<b>Dimensions</b>	Ø96 h110mm Ø96 h130mm
<b>Adjustable</b>	No



Ø90mm



LKE501.\*\*.\*\*.\*\*


Number	W	Colour Temperature	Light Distribution	Finish
LKE501	5	27 2700	1 Narrow 12°	○ 10 White
	9	30 3000	2 Medium 24°	● 20 Black
		40 4000	3 Wide 36°	● 40 Gold
				● CO Silver
				● BO Copper
				● MO Metallic Copper
				● NO Metallic Gold
				● PO Metallic Chrome
				RA RAL Chart

# INTRA – GU10

LKE5 02

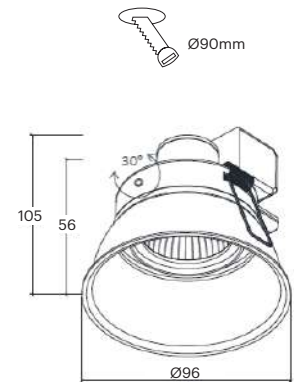
GOOD NIGHT

Recessed




<b>Installation</b>	Indoor
<b>Mounting Position</b>	Ceiling recessed
<b>IP</b>	20
<b>Wattage</b>	GU10
<b>Lumen output</b>	GU10
<b>Connection</b>	230V
<b>Driver</b>	Not required
<b>Dimmable</b>	Depending on lamp

<b>CRI</b>	GU10
<b>Life Time</b>	GU10
<b>Cut-out Size</b>	Ø90 h115mm
<b>Dimensions</b>	Ø96 h105mm
<b>Adjustable</b>	Yes



LKE502.GU10.XX.X.\*\*

Number	W	Colour Temperature	Light Distribution	Finish
LKE502	GU10	XX Depending on lamp	XX Depending on lamp	<ul style="list-style-type: none"> <li>○ 10 White</li> <li>● 20 Black</li> <li>● 40 Gold</li> <li>● CO Silver</li> <li>● BO Copper</li> <li>● MO Metallic Copper</li> <li>● NO Metallic Gold</li> <li>● PO Metallic Chrome</li> <li>RA RAL Chart</li> </ul>





# INTRA QT1

LKE5 02

GOOD NIGHT

Recessed



INDOOR

RECESSED



DIMMABLE



CASAMBI



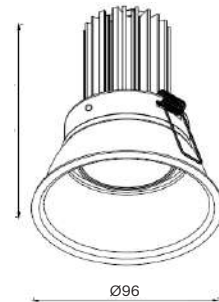
WIRELESS

<b>Installation</b>	Indoor
<b>Mounting Position</b>	Ceiling recessed
<b>IP</b>	20
<b>Wattage</b>	5W 9W
<b>Lumen output</b>	700 1200
<b>Connection</b>	150mA / 250mA
<b>Driver</b>	Included (remote)
<b>Dimmable</b>	on/off (dimmable on request)

<b>CRI</b>	> 90
<b>Life Time</b>	L80 / B10 50.000 h
<b>Cut-out Size</b>	Ø90 h115mm Ø90 h135mm
<b>Dimensions</b>	Ø96 h105mm Ø96 h125mm
<b>Adjustable</b>	Yes



125mm (1200lm)  
125mm (700lm)



LKE502.\*\*.\*\*.\*\*

Number	W	Colour Temperature	Light Distribution	Finish	
LKE502	5	27 2700	1 Narrow 12°	○ 10 White	● MO Metallic Copper
	9	30 3000	2 Medium 24°	● 20 Black	● NO Metallic Gold
		40 4000	3 Wide 36°	● 40 Gold	● PO Metallic Chrome
				● CO Silver	RA RAL Chart
				● B0 Copper	



# ALIPES – GU10

LKE7 02

GOOD NIGHT

Recessed



INDOOR

RECESSED



DIMMABLE

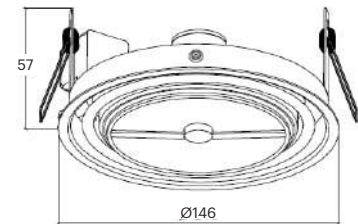


CASAMBI



WIRELESS

<b>Installation</b>	Indoor	<b>CRI</b>	GU10
<b>Mounting Position</b>	Ceiling recessed	<b>Life Time</b>	GU10
<b>IP</b>	20	<b>Cut-out Size</b>	Ø135 h74mm
<b>Wattage</b>	GU10	<b>Dimensions</b>	Ø146 h57mm
<b>Lumen output</b>	GU10	<b>Adjustable</b>	Yes
<b>Connection</b>	230V		
<b>Driver</b>	Not required		
<b>Dimmable</b>	Depending on lamp		



LKE702.GU10.XX.X.\*\*


Number	W	Colour Temperature	Light Distribution	Finish
LKE702	GU10	XX Depending on lamp	XX Depending on lamp	<ul style="list-style-type: none"> <li>○ 10 White</li> <li>● 20 Black</li> <li>● 40 Gold</li> <li>● CO Silver</li> <li>● B0 Copper</li> <li>● MO Metallic Copper</li> <li>● NO Metallic Gold</li> <li>● PO Metallic Chrome</li> <li>RA RAL Chart</li> </ul>

# VIAE QV 1

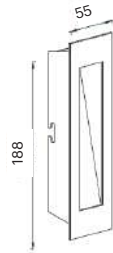
LKE8 01

GOOD NIGHT

Recessed




<b>Installation</b>	Indoor	<b>CRI</b>	> 80
<b>Mounting Position</b>	Wall recessed	<b>Life Time</b>	25.000 h
<b>IP</b>	20	<b>Cut-out Size</b>	175x40 h50mm
<b>Wattage</b>	1W	<b>Dimensions</b>	188x55 h40mm
<b>Lumen output</b>	130	<b>Adjustable</b>	No
<b>Connection</b>	350mA		
<b>Driver</b>	Included (remote)		
<b>Dimmable</b>	Non-dimmable		



LKE801.1.\*\*.5.\*\*

Number	W	Colour Temperature	Light Distribution	Finish	
LKE801	1	27 2700	5 Asymmetric	10 White	MO Metallic Copper
		30 3000		20 Black	NO Metallic Gold
		40 4000		40 Gold	PO Metallic Chrome
		RE Red		CO Silver	RA RAL Chart
		BL Blue		BO Copper	




# ARTUS QV 1

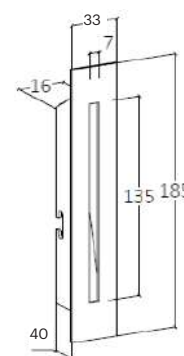
LKE8 02

GOOD NIGHT

Recessed




<b>Installation</b>	Indoor	<b>CRI</b>	> 80
<b>Mounting Position</b>	Wall recessed	<b>Life Time</b>	25.000 h
<b>IP</b>	20	<b>Cut-out Size</b>	155x22 h50mm
<b>Wattage</b>	1W	<b>Dimensions</b>	185x33 h40mm
<b>Lumen output</b>	130	<b>Adjustable</b>	No
<b>Connection</b>	350mA		
<b>Driver</b>	Included (remote)		
<b>Dimmable</b>	Non-dimmable		



LKE802.1.\*\*.5.\*\*

Number	W	Colour Temperature	Light Distribution	Finish	
LKE802	1	27 2700	5 Asymmetric	10 White	MO Metallic Copper
		30 3000		20 Black	NO Metallic Gold
		40 4000		40 Gold	PO Metallic Chrome
		RE Red		CO Silver	RA RAL Chart
		BL Blue		BO Copper	




# PAULLULUM QV 1

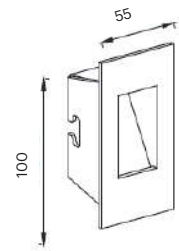
LKE8 03

GOOD NIGHT










Recessed




<b>Installation</b>	Indoor	<b>CRI</b>	> 80
<b>Mounting Position</b>	Wall recessed	<b>Life Time</b>	25.000 h
<b>IP</b>	20	<b>Cut-out Size</b>	85x40 h50mm
<b>Wattage</b>	1W	<b>Dimensions</b>	100x55 h40mm
<b>Lumen output</b>	130	<b>Adjustable</b>	No
<b>Connection</b>	350mA		
<b>Driver</b>	Included (remote)		
<b>Dimmable</b>	Non-dimmable		



LKE803.1.\*\*.5.\*\*

Number	W	Colour Temperature	Light Distribution	Finish	
LKE803	1	27 2700	 5 Asymmetric	 10 White	 MO Metallic Copper
		30 3000		 20 Black	 NO Metallic Gold
		40 4000		 40 Gold	 PO Metallic Chrome
		27 Red		 CO Silver	RA RAL Chart
		27 Blue		 BO Copper	



# TECTUM QV 1

LKE9 03

GOOD NIGHT

Recessed



INDOOR

RECESSED



DIMMABLE



CASAMBI



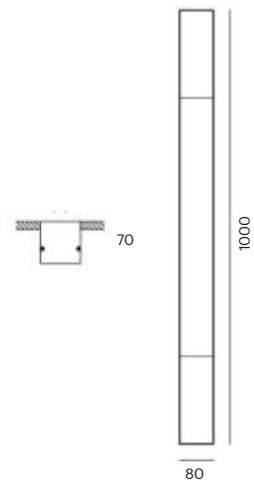
WIRELESS

<b>Installation</b>	Indoor
<b>Mounting Position</b>	Ceiling recessed
<b>IP</b>	20
<b>Wattage</b>	2 x 5W
<b>Lumen output</b>	2 x 700
<b>Connection</b>	230V
<b>Driver</b>	Included
<b>Dimmable</b>	on/off (dimmable on request)

<b>CRI</b>	> 90
<b>Life Time</b>	L80 / B10 50.000 h
<b>Cut-out Size</b>	Upon request
<b>Dimensions</b>	1000x80 h70mm
<b>Adjustable</b>	No



Upon request



LKE903.8.\*\*.5.\*\*

Number	W	Colour Temperature	Light Distribution	Finish	
LKE903	10	27 2700	5 Asymmetric	○ 10 White	● MO Metallic Copper
		30 3000		● 20 Black	● NO Metallic Gold
		40 4000		● 40 Gold	● PO Metallic Chrome
				● CO Silver	RA RAL Chart
				● B0 Copper	

# BIG TECTUM QV 1

LKE9 04

GOOD NIGHT

Recessed



INDOOR

RECESSED



DIMMABLE



CASAMBI



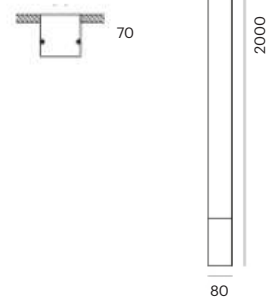
WIRELESS

<b>Installation</b>	Indoor
<b>Mounting Position</b>	Ceiling recessed
<b>IP</b>	20
<b>Wattage</b>	2 x 5W
<b>Lumen output</b>	2 x 700
<b>Connection</b>	230V
<b>Driver</b>	Included
<b>Dimmable</b>	on/off (dimmable on request)

<b>CRI</b>	> 90
<b>Life Time</b>	L80 / B10 50.000 h
<b>Cut-out Size</b>	Upon request
<b>Dimensions</b>	2000x80 h70mm
<b>Adjustable</b>	No



Upon request



LKE904.8.\*\*.5.\*\*

Number	W	Colour Temperature	Light Distribution	Finish	
LKE904	10	27 2700	5 Asymmetric	○ 10 White	● MO Metallic Copper
		30 3000		● 20 Black	● NO Metallic Gold
		40 4000		● 40 Gold	● PO Metallic Chrome
				● CO Silver	RA RAL Chart
				● B0 Copper	

# VULTUS QV 1

LKE10 01

GOOD NIGHT

Recessed



INDOOR

RECESSED



DIMMABLE

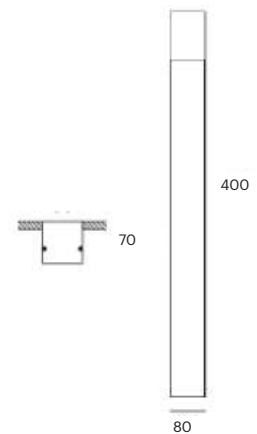


CASAMBI



WIRELESS

<b>Installation</b>	Indoor	<b>CRI</b>	> 90
<b>Mounting Position</b>	Wall recessed	<b>Life Time</b>	L80 / B10 50.000 h
<b>IP</b>	20	<b>Cut-out Size</b>	400x80 h80mm
<b>Wattage</b>	5W	<b>Dimensions</b>	400x80 h70mm
<b>Lumen output</b>	700	<b>Adjustable</b>	No
<b>Connection</b>	230V		
<b>Driver</b>	Included		
<b>Dimmable</b>	on/off (dimnable on request)		



LKE1001.8.\*\*.5.\*\*

Number	W	Colour Temperature	Light Distribution	Finish	
LKE1001	5	27 2700	5 Asymmetric	10 White	MO Metallic Copper
		30 3000		20 Black	NO Metallic Gold
		40 4000		40 Gold	PO Metallic Chrome
				CO Silver	RA RAL Chart
				BO Copper	






# BIG VULTUS QV 1

LKE10 02

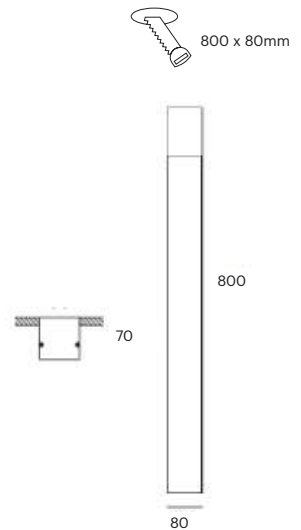
GOOD NIGHT

Recessed




<b>Installation</b>	Indoor
<b>Mounting Position</b>	Wall recessed
<b>IP</b>	20
<b>Wattage</b>	8W
<b>Lumen output</b>	700
<b>Connection</b>	230V
<b>Driver</b>	Included
<b>Dimmable</b>	on/off (dimnable on request)

<b>CRI</b>	> 90
<b>Life Time</b>	L80 / B10 50.000 h
<b>Cut-out Size</b>	800x80 h80mm
<b>Dimensions</b>	800x80 h70mm
<b>Adjustable</b>	No



LKE1002.8.\*\*.5.\*\*

Number	W	Colour Temperature	Light Distribution	Finish	
LKE1002	8	27 2700	5 Asymetric	○ 10 White	● MO Metallic Copper
		30 3000		● 20 Black	● NO Metallic Gold
		40 4000		● 40 Gold	● PO Metallic Chrome
				● CO Silver	RA RAL Chart
				● B0 Copper	

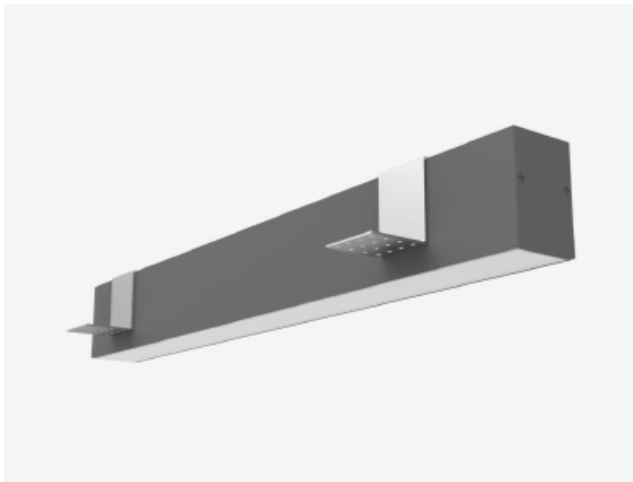


TIBI QV 1

LKE13 10

GOOD NIGHT

Recessed



INDOOR

RECESSED



DIMMABLE




CASAMBI



WIRELESS

<b>Installation</b>	Indoor
<b>Mounting Position</b>	Ceiling recessed
<b>IP</b>	20
<b>Wattage</b>	12,3W 15,2W 24,1W
<b>Lumen output</b>	2000 3000 4000
<b>Connection</b>	230V
<b>Driver</b>	Included
<b>Dimmable</b>	on/off (dimmable on request)

<b>CRI</b>	> 90
<b>Life Time</b>	L80 / B10 72.000 h
<b>Cut-out Size</b>	Upon request
<b>Dimensions</b>	586 / 866 / 1146x44 h65mm
<b>Adjustable</b>	No



LKE1310.\*\*.\*\*.6.\*\*

Number	W	Colour Temperature	Light Distribution	Finish
LKE1310	12	27 2700	6 Opal	○ 10 White ● 20 Black ● 40 Gold ● CO Silver ● B0 Copper
	15	30 3000		● MO Metallic Copper ● NO Metallic Gold ● PO Metallic Chrome RA RAL Chart
	24	40 4000		



# DEXTER QV 1

LKE14 01

GOOD NIGHT

Recessed



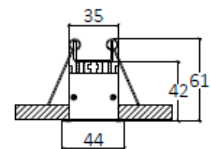
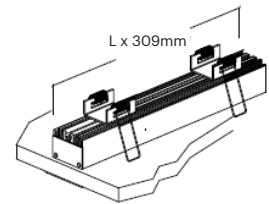
DIMMABLE

CASAMBI

WIRELESS

<b>Installation</b>	Indoor
<b>Mounting Position</b>	Ceiling recessed
<b>IP</b>	20
<b>Wattage</b>	21W
<b>Lumen output</b>	2900
<b>Connection</b>	230V
<b>Driver</b>	Included (remote)
<b>Dimmable</b>	on/off (dimnable on request)

<b>CRI</b>	> 90
<b>Life Time</b>	L80 / B10 72.000 h
<b>Cut-out Size</b>	Upon request
<b>Dimensions</b>	309x44 h75mm
<b>Adjustable</b>	No



LKE1401.21.\*\*.6.\*\*

Number	W	Colour Temperature	Light Distribution	Finish	
LKE1401	21	27 2700	6 Opal	10 White	MO Metallic Copper
		30 3000		20 Black	NO Metallic Gold
		40 4000		40 Gold	PO Metallic Chrome
				CO Silver	RA RAL Chart
				BO Copper	



LUMIK Suspended

- 145 FILUM 55
- 147 FILUM 55 GU10
- 148 FILUM 90
- 149 FILUM 90 GU10
- 151 FILUM 120 GU10
- 153 FILUM 120
- 154 FILUM 2550
- 155 FILUM 2525
- 157 FILUM 2575
- 159 QUATTUOR 600
- 161 QUATTUOR 900
- 162 QUATTUOR 1200
- 163 PASTILLUM FARTUM 600
- 165 PASTILLUM FARTUM 900
- 167 PASTILLUM FARTUM 1200
- 169 QUINQUE 600
- 171 QUINQUE 900
- 172 QUINQUE 1200
- 173 GUTTA PENDULUS GU10
- 175 NOLA GUTTA 370
- 177 NOLA GUTTA 300
- 179 NOLA SICCO 3927
- 180 NOLA BASIC 3716
- 181 NOLA BASIC 1608
- 182 NOLA CONUS 1517
- 183 NOLA CONUS 2527
- 184 NOLA CLASSIC 3517
- 185 NOLA CLASSIC 2813
- 187 NOLA INDUSTRIAE 4726
- 189 NOLA NORDIC 4619
- 191 NOLA BONN 2322
- 193 NOLA CAUPONA 1616
- 194 NOLA CAUPONA 2722
- 195 NOLA CAUPONA 3127
- 197 NOLA SINA 5217
- 199 NOLA VOLANS 3216

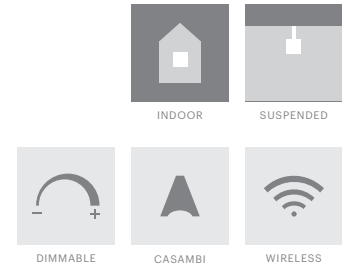


# FILUM 55

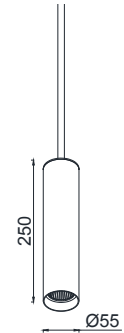
LKS1 01

GOOD NIGHT

Suspended




<b>Installation</b>	Indoor	<b>CRI</b>	> 90
<b>Mounting Position</b>	Suspended	<b>Life Time</b>	L80 / B10 50.000 h
<b>IP</b>	20	<b>Cut-out Size</b>	-
<b>Wattage</b>	5W 9W	<b>Dimensions</b>	Ø55 2h50mm
<b>Lumen output</b>	700 1200	<b>Adjustable</b>	No
<b>Connection</b>	230V		
<b>Driver</b>	Included		
<b>Dimmable</b>	on/off (dimmable on request)		



LKS101.\*\*.\*\*.\*\*

Number	W	Colour Temperature	Light Distribution	Finish	
LKS101	5	27 2700	1 Narrow 12°	○ 10 White	● MO Metallic Copper
	9	30 3000	2 Medium 24°	● 20 Black	● NO Metallic Gold
		40 4000	3 Wide 36°	● 40 Gold	● PO Metallic Chrome
				● CO Silver	RA RAL Chart
				● BO Copper	

Suspended




# FILUM 55 GU10

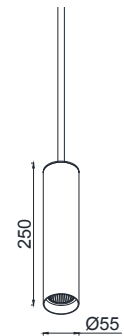
LKS1 01

GOOD NIGHT

Suspended



<b>Installation</b>	Indoor	<b>CRI</b>	GU10
<b>Mounting Position</b>	Suspended	<b>Life Time</b>	GU10
<b>IP</b>	20	<b>Cut-out Size</b>	-
<b>Wattage</b>	GU10	<b>Dimensions</b>	Ø55 h250mm
<b>Lumen output</b>	GU10	<b>Adjustable</b>	No
<b>Connection</b>	230V		
<b>Driver</b>	Not required		
<b>Dimmable</b>	Depending on lamp		



LKS101.\*\*.\*\*.\*\*

Number	W	Colour Temperature	Light Distribution	Finish
LKS101	GU10	XX Depending on lamp	XX Depending on lamp	<ul style="list-style-type: none"> <li>○ 10 White</li> <li>● 20 Black</li> <li>● 40 Gold</li> <li>● CO Silver</li> <li>● BO Copper</li> <li>● MO Metallic Copper</li> <li>● NO Metallic Gold</li> <li>● PO Metallic Chrome</li> <li>RA RAL Chart</li> </ul>

# FILUM 90

LKS1 02

GOOD NIGHT

Suspended



INDOOR

SUSPENDED



DIMMABLE



CASAMBI



WIRELESS

<b>Installation</b>	Indoor	<b>CRI</b>	> 90
<b>Mounting Position</b>	Suspended	<b>Life Time</b>	L80 / B10 50.000 h
<b>IP</b>	20	<b>Cut-out Size</b>	-
<b>Wattage</b>	12W 17W 24W	<b>Dimensions</b>	Ø90 h250mm
<b>Lumen output</b>	2100 2900 3900	<b>Adjustable</b>	No
<b>Connection</b>	230V		
<b>Driver</b>	Included		
<b>Dimmable</b>	on/off (dimnable on request)		



LKS102.\*\*.\*\*.\*\*

Number	W	Colour Temperature	Light Distribution	Finish	
LKS102	12	27 2700	1 Narrow 12°	○ 10 White	● MO Metallic Copper
	17	30 3000	2 Medium 24°	● 20 Black	● NO Metallic Gold
	24	40 4000	3 Wide 36°	● 40 Gold	● PO Metallic Chrome
				● CO Silver	RA RAL Chart
				● BO Copper	




# FILUM 90 GU10

LKS1 02

GOOD NIGHT

Suspended




<b>Installation</b>	Indoor	<b>CRI</b>	GU10
<b>Mounting Position</b>	Suspended	<b>Life Time</b>	GU10
<b>IP</b>	20	<b>Cut-out Size</b>	-
<b>Wattage</b>	GU10	<b>Dimensions</b>	Ø90 h250mm
<b>Lumen output</b>	GU10	<b>Adjustable</b>	No
<b>Connection</b>	230V		
<b>Driver</b>	Not required		
<b>Dimmable</b>	Depending on lamp		



LKS102.\*\*.\*\*.\*\*

Number	W	Colour Temperature	Light Distribution	Finish
LKS102	GU10	XX Depending on lamp	XX Depending on lamp	<ul style="list-style-type: none"> <li>○ 10 White</li> <li>● 20 Black</li> <li>● 40 Gold</li> <li>● CO Silver</li> <li>● BO Copper</li> <li>● MO Metallic Copper</li> <li>● NO Metallic Gold</li> <li>● PO Metallic Chrome</li> <li>RA RAL Chart</li> </ul>

Suspended

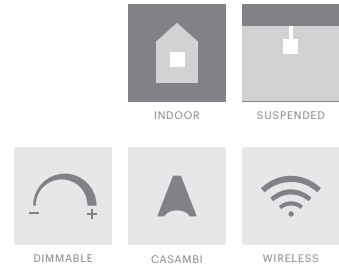


# FILUM 120 GU10

LKS1 03

GOOD NIGHT

Suspended



<b>Installation</b>	Indoor	<b>CRI</b>	GU10
<b>Mounting Position</b>	Suspended	<b>Life Time</b>	GU10
<b>IP</b>	20	<b>Cut-out Size</b>	-
<b>Wattage</b>	GU10	<b>Dimensions</b>	Ø120 h280mm
<b>Lumen output</b>	GU10	<b>Adjustable</b>	No
<b>Connection</b>	230V		
<b>Driver</b>	Not required		
<b>Dimmable</b>	Depending on lamp		



LKS103.\*\*.\*\*.\*\*

Number	W	Colour Temperature	Light Distribution	Finish
LKS103	GU10	XX Depending on lamp	XX Depending on lamp	<ul style="list-style-type: none"> <li>○ 10 White</li> <li>● 20 Black</li> <li>● 40 Gold</li> <li>● CO Silver</li> <li>● BO Copper</li> <li>● MO Metallic Copper</li> <li>● NO Metallic Gold</li> <li>● PO Metallic Chrome</li> <li>RA RAL Chart</li> </ul>







# FILUM 120

LKS1 03

GOOD NIGHT

Suspended



<b>Installation</b>	Indoor
<b>Mounting Position</b>	Suspended
<b>IP</b>	20
<b>Wattage</b>	12W 17W 24W
<b>Lumen output</b>	2100 2900 3900
<b>Connection</b>	230V
<b>Driver</b>	Included
<b>Dimmable</b>	on/off (dimnable on request)

<b>CRI</b>	> 90
<b>Life Time</b>	L80 / B10 50.000 h
<b>Cut-out Size</b>	-
<b>Dimensions</b>	Ø120 h280mm
<b>Adjustable</b>	No



LKS103.\*\*.\*\*.\*\*



Number	W	Colour Temperature	Light Distribution	Finish	
LKS103	12	27 2700	1 Narrow 12°	○ 10 White	● MO Metallic Copper
	17	30 3000	2 Medium 24°	● 20 Black	● NO Metallic Gold
	24	40 4000	3 Wide 36°	● 40 Gold	● PO Metallic Chrome
				● CO Silver	RA RAL Chart
				● BO Copper	

FILUM 2550

LKS2 02500mm

GOOD NIGHT

Suspended



<b>Installation</b>	Indoor	<b>CRI</b>	> 90
<b>Mounting Position</b>	Suspended	<b>Life Time</b>	L80 / B10 50.000 h
<b>IP</b>	20	<b>Cut-out Size</b>	-
<b>Wattage</b>	5W	<b>Dimensions</b>	Ø25 h250mm
<b>Lumen output</b>	600	<b>Adjustable</b>	No
<b>Connection</b>	230V		
<b>Driver</b>	Included		
<b>Dimmable</b>	on/off (dimmmable on request)		



LKS202.\*\*.\*\*.\*\*



Number	W	Colour Temperature	Light Distribution	Finish
LKS202	5	27 2700		10 White                  MO Metallic Copper
		30 3000		20 Black                  NO Metallic Gold
				40 Gold                  PO Metallic Chrome
				CO Silver                 RA RAL Chart
				BO Copper

# FILUM 2525

LKS2 01 250mm

GOOD NIGHT

Suspended



<b>Installation</b>	Indoor	<b>CRI</b>	> 90
<b>Mounting Position</b>	Suspended	<b>Life Time</b>	L80 / B10 50.000 h
<b>IP</b>	20	<b>Cut-out Size</b>	-
<b>Wattage</b>	5W	<b>Dimensions</b>	Ø25 h500mm
<b>Lumen output</b>	600	<b>Adjustable</b>	No
<b>Connection</b>	230V		
<b>Driver</b>	Included		
<b>Dimmable</b>	on/off (dimnable on request)		



LKS201.\*\*.\*\*.\*\*

Number	W	Colour Temperature	Light Distribution	Finish
LKS201	5	27 2700		10 White                  MO Metallic Copper
		30 3000		20 Black                  NO Metallic Gold
				40 Gold                  PO Metallic Chrome
				CO Silver                 RA RAL Chart
				BO Copper

Suspended




# FILUM 2575

LKS2 03750mm

GOOD NIGHT

Suspended



<b>Installation</b>	Indoor	<b>CRI</b>	> 90
<b>Mounting Position</b>	Suspended	<b>Life Time</b>	L80 / B10 72.000 h
<b>IP</b>	20	<b>Cut-out Size</b>	-
<b>Wattage</b>	5W	<b>Dimensions</b>	Ø25 h750mm
<b>Lumen output</b>	600	<b>Adjustable</b>	No
<b>Connection</b>	230V		
<b>Driver</b>	Included		
<b>Dimmable</b>	on/off (dimmmable on request)		



LKS203.\*\*.\*\*.\*\*

Number	W	Colour Temperature	Light Distribution	Finish
LKS203	5	27 2700	2 Medium 24°	<input type="radio"/> 10 White <input type="radio"/> MO Metallic Copper
		30 3000		<input type="radio"/> 20 Black <input type="radio"/> NO Metallic Gold
				<input type="radio"/> 40 Gold <input type="radio"/> PO Metallic Chrome
				<input type="radio"/> CO Silver           RA RAL Chart
				<input type="radio"/> BO Copper

Suspended




# QUATTUOR 600

LKS3 19 586mm

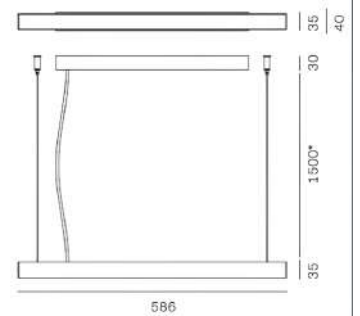
GOOD NIGHT

Suspended



<b>Installation</b>	Indoor		
<b>Mounting Position</b>	Suspended		
<b>IP</b>	20		
<b>Wattage</b>	8,2W	12,3W	17,6W
<b>Lumen output</b>	1400	2000	2700
<b>Connection</b>	230V		
<b>Driver</b>	Included		
<b>Dimmable</b>	on/off (dimmable on request)		

<b>CRI</b>	> 90
<b>Life Time</b>	L80 / B10 72.000 h
<b>Cut-out Size</b>	-
<b>Dimensions</b>	586x35 h35mm
<b>Adjustable</b>	No



LKS319.\*\*.\*\*.\*\*

Number	W	Colour Temperature	Light Distribution	Finish	
LKS319	8	27 2700	<b>6</b> Opal 120°	<b>10</b> White	<b>MO</b> Metallic Copper
	12	30 3000		<b>20</b> Black	<b>NO</b> Metallic Gold
	17	40 4000		<b>40</b> Gold	<b>PO</b> Metallic Chrome
				<b>CO</b> Silver	<b>RA</b> RAL Chart
				<b>BO</b> Copper	



Suspended






# QUATTUOR 900

LKS3 20 866mm

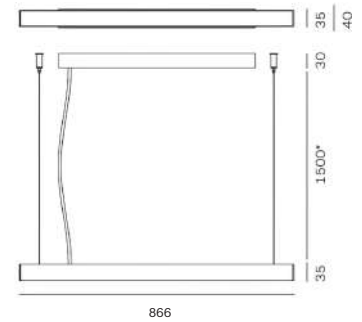
GOOD NIGHT

Suspended



<b>Installation</b>	Indoor
<b>Mounting Position</b>	Suspended
<b>IP</b>	20
<b>Wattage</b>	12W 18W 26W
<b>Lumen output</b>	2100 3000 4000
<b>Connection</b>	230V
<b>Driver</b>	Included
<b>Dimmable</b>	on/off (dimnable on request)

<b>CRI</b>	> 90
<b>Life Time</b>	L80 / B10 72.000 h
<b>Cut-out Size</b>	-
<b>Dimensions</b>	866x35 h35mm
<b>Adjustable</b>	No



LKS320.\*\*.\*\*.\*\*


Number	W	Colour Temperature	Light Distribution	Finish	
LKS320	12	27 2700	<b>6</b> Opal 120°	<b>10</b> White	<b>MO</b> Metallic Copper
	18	30 3000		<b>20</b> Black	<b>NO</b> Metallic Gold
	26	40 4000		<b>40</b> Gold	<b>PO</b> Metallic Chrome
				<b>CO</b> Silver	<b>RA</b> RAL Chart
				<b>BO</b> Copper	

# QUATTUOR 1200

LKS3 21 1146mm

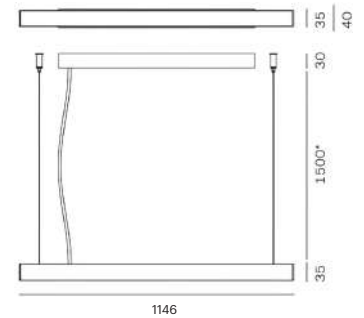
GOOD NIGHT

Suspended



<b>Installation</b>	Indoor
<b>Mounting Position</b>	Suspended
<b>IP</b>	20
<b>Wattage</b>	16W 24W 35W
<b>Lumen output</b>	2800 4000 5400
<b>Connection</b>	230V
<b>Driver</b>	Included
<b>Dimmable</b>	on/off (dimmable on request)

<b>CRI</b>	> 90
<b>Life Time</b>	L80 / B10 72.000 h
<b>Cut-out Size</b>	-
<b>Dimensions</b>	1146x35 h35mm
<b>Adjustable</b>	No



LKS320.\*\*.\*\*.\*\*


Number	W	Colour Temperature	Light Distribution	Finish										
LKS320	16	27 2700	6 Opal 120°	<table border="0"> <tr> <td>○ 10 White</td> <td>● MO Metallic Copper</td> </tr> <tr> <td>● 20 Black</td> <td>● NO Metallic Gold</td> </tr> <tr> <td>● 40 Gold</td> <td>● PO Metallic Chrome</td> </tr> <tr> <td>● CO Silver</td> <td>RA RAL Chart</td> </tr> <tr> <td>● BO Copper</td> <td></td> </tr> </table>	○ 10 White	● MO Metallic Copper	● 20 Black	● NO Metallic Gold	● 40 Gold	● PO Metallic Chrome	● CO Silver	RA RAL Chart	● BO Copper	
○ 10 White	● MO Metallic Copper													
● 20 Black	● NO Metallic Gold													
● 40 Gold	● PO Metallic Chrome													
● CO Silver	RA RAL Chart													
● BO Copper														
	24	30 3000												
	35	40 4000												

# PASTILLUM FARTUM 600

LKS4 22 646mm

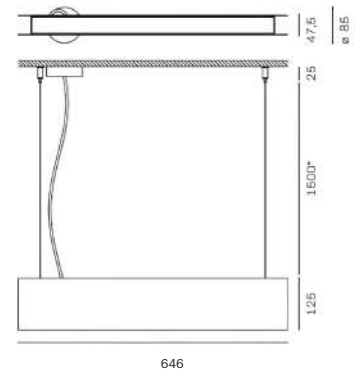
GOOD NIGHT

Suspended



<b>Installation</b>	Indoor
<b>Mounting Position</b>	Suspended
<b>IP</b>	20
<b>Wattage</b>	9W 14W 19W
<b>Lumen output</b>	1600 2200 3000
<b>Connection</b>	230V
<b>Driver</b>	Included
<b>Dimmable</b>	on/off (dimnable on request)

<b>CRI</b>	> 90
<b>Life Time</b>	L80 / B10 72.000 h
<b>Cut-out Size</b>	-
<b>Dimensions</b>	646x47,5 h125mm
<b>Adjustable</b>	No



LKS422.\*\*.\*\*.\*\*

Number	W	Colour Temperature	Light Distribution	Finish
LKS422	9	27 2700		10 White 20 Black 40 Gold CO Silver BO Copper
	14	30 3000		MO Metallic Copper NO Metallic Gold PO Metallic Chrome
	19	40 4000		RA RAL Chart




# PASTILLUM FARTUM 900

LKS4 23 926mm

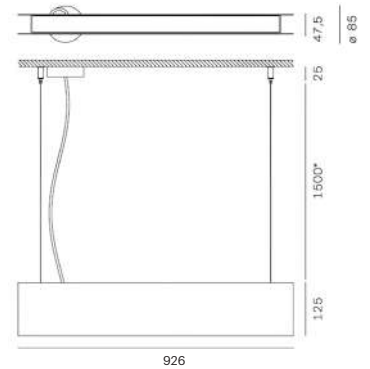
GOOD NIGHT

Suspended



<b>Installation</b>	Indoor
<b>Mounting Position</b>	Suspended
<b>IP</b>	20
<b>Wattage</b>	13W 19W 28W
<b>Lumen output</b>	2300 3200 4300
<b>Connection</b>	230V
<b>Driver</b>	Included
<b>Dimmable</b>	on/off (dimnable on request)

<b>CRI</b>	> 90
<b>Life Time</b>	L80 / B10 72.000 h
<b>Cut-out Size</b>	-
<b>Dimensions</b>	926x47,5 h125mm
<b>Adjustable</b>	No



LKS423.\*\*.\*\*.\*\*

Number	W	Colour Temperature	Light Distribution	Finish
LKS423	13	27 2700		10 White 20 Black 40 Gold CO Silver BO Copper
	19	30 3000		MO Metallic Copper NO Metallic Gold PO Metallic Chrome
	28	40 4000		RA RAL Chart



Suspended




# PASTILLUM FARTUM 1200

LKS4 24 1206mm

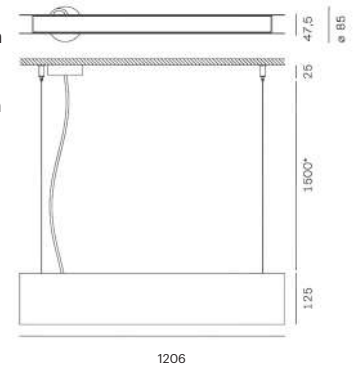
GOOD NIGHT

Suspended



<b>Installation</b>	Indoor
<b>Mounting Position</b>	Suspended
<b>IP</b>	20
<b>Wattage</b>	17W 25W 36W
<b>Lumen output</b>	2800 4200 5700
<b>Connection</b>	230V
<b>Driver</b>	Included
<b>Dimmable</b>	on/off (dimmable on request)

<b>CRI</b>	> 90
<b>Life Time</b>	L80 / B10 72.000 h
<b>Cut-out Size</b>	-
<b>Dimensions</b>	1206x47,5 h125mm
<b>Adjustable</b>	No



LKS424.\*\*.\*\*.\*\*

Number	W	Colour Temperature	Light Distribution	Finish	
LKS424	17	27 2700		10 White 20 Black 40 Gold CO Silver BO Copper	MO Metallic Copper NO Metallic Gold PO Metallic Chrome RA RAL Chart
	25	30 3000			
	36	40 4000			



Suspended







# QUINQUE 600

LKS5 16 586mm UP & DOWN

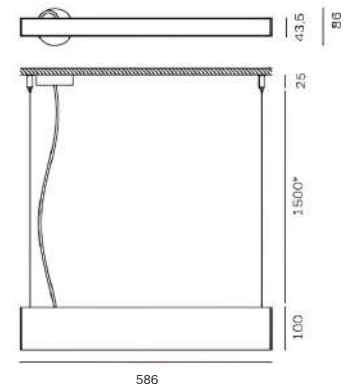
GOOD NIGHT

Suspended



<b>Installation</b>	Indoor
<b>Mounting Position</b>	Suspended
<b>IP</b>	20
<b>Wattage</b>	2 x 8W   2 x 12W   2 x 18W
<b>Lumen output</b>	2 x 1400   2 x 2000   2 x 2700
<b>Connection</b>	230V
<b>Driver</b>	Included
<b>Dimmable</b>	on/off (dimnable on request)

<b>CRI</b>	> 90
<b>Life Time</b>	L80 / B10 72.000 h
<b>Cut-out Size</b>	-
<b>Dimensions</b>	586x43,5 h100mm
<b>Adjustable</b>	No




LKS516.\*\*.\*\*.\*\*

Number	W	Colour Temperature	Light Distribution	Finish	
LKS516	8	27 2700	<b>6</b> Opal 120° (Up & Down)	<b>10</b> White	<b>MO</b> Metallic Copper
	12	30 3000		<b>20</b> Black	<b>NO</b> Metallic Gold
	18	40 4000		<b>40</b> Gold	<b>PO</b> Metallic Chrome
				<b>CO</b> Silver	<b>RA</b> RAL Chart
				<b>BO</b> Copper	



Suspended





# QUINQUE 900

LKS5 17 866mm UP & DOWN

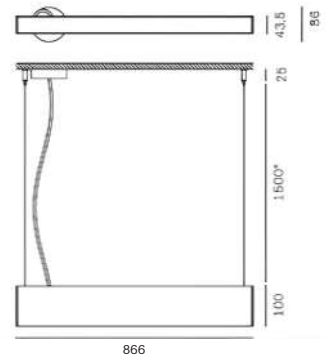
GOOD NIGHT

Suspended



<b>Installation</b>	Indoor
<b>Mounting Position</b>	Suspended
<b>IP</b>	20
<b>Wattage</b>	2 x 12W 2 x 18W 2 x 26W
<b>Lumen output</b>	2 x 2100 2 x 3000 2 x 4100
<b>Connection</b>	230V
<b>Driver</b>	Included
<b>Dimmable</b>	on/off (dimmable on request)

<b>CRI</b>	> 90
<b>Life Time</b>	L80 / B10 72.000 h
<b>Cut-out Size</b>	-
<b>Dimensions</b>	866x43,5 h100mm
<b>Adjustable</b>	No



LKS517.\*\*.\*\*.\*.\*\*

Number	W	Colour Temperature	Light Distribution	Finish
LKS517	12	27 2700	<b>6</b> Opal 120° (Up & Down)	<b>10</b> White <b>20</b> Black <b>40</b> Gold <b>CO</b> Silver <b>BO</b> Copper
	18	30 3000		<b>MO</b> Metallic Copper <b>NO</b> Metallic Gold <b>PO</b> Metallic Chrome
	26	40 4000		<b>RA</b> RAL Chart




# QUINQUE 1200

LKS5 18 1146mm UP & DOWN

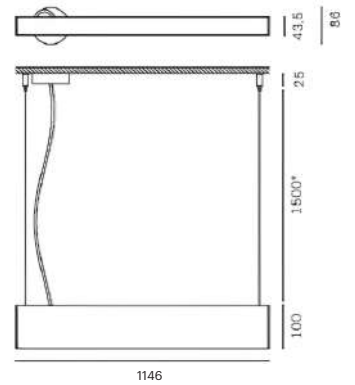
GOOD NIGHT

Suspended



<b>Installation</b>	Indoor
<b>Mounting Position</b>	Suspended
<b>IP</b>	20
<b>Wattage</b>	2 x 16W   2 x 24W   2 x 35W
<b>Lumen output</b>	2 x 2800   2 x 4000   2 x 5400
<b>Connection</b>	230V
<b>Driver</b>	Included
<b>Dimmable</b>	on/off (dimmable on request)

<b>CRI</b>	> 90
<b>Life Time</b>	L80 / B10 72.000 h
<b>Cut-out Size</b>	-
<b>Dimensions</b>	1146x43,5 h100mm
<b>Adjustable</b>	No



LKS518.\*\*.\*\*.\*.\*\*

Number	W	Colour Temperature	Light Distribution	Finish	
LKS518	16	27 2700	<b>6</b> Opal 120° (Up & Down)	<b>10</b> White	<b>MO</b> Metallic Copper
	24	30 3000		<b>20</b> Black	<b>NO</b> Metallic Gold
	35	40 4000		<b>40</b> Gold	<b>PO</b> Metallic Chrome
				<b>CO</b> Silver	<b>RA</b> RAL Chart
				<b>BO</b> Copper	




# GUTTA PENDULUS GU10

LKS6 01

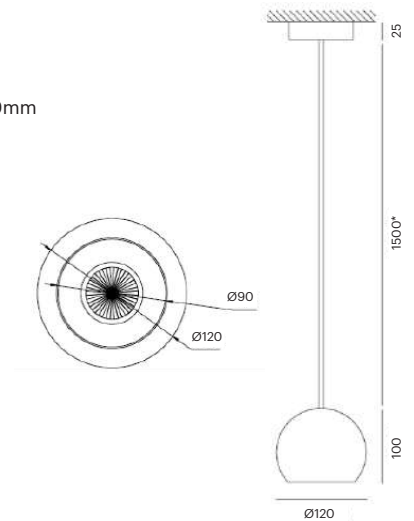
GOOD NIGHT

Suspended



<b>Installation</b>	Indoor
<b>Mounting Position</b>	Suspended
<b>IP</b>	20
<b>Wattage</b>	GU10
<b>Lumen output</b>	GU10
<b>Connection</b>	230V
<b>Driver</b>	Not required
<b>Dimmable</b>	Depending on lamp

<b>CRI</b>	GU10
<b>Life Time</b>	GU10
<b>Cut-out Size</b>	-
<b>Dimensions</b>	Ø120 h100mm
<b>Adjustable</b>	No



LKS601.\*\*.\*\*.\*\*

Number	W	Colour Temperature	Light Distribution	Finish
LKS601	GU10	XX Depending on lamp	XX Depending on lamp	<ul style="list-style-type: none"> <li>○ 10 White</li> <li>● 20 Black</li> <li>● 40 Gold</li> <li>● CO Silver</li> <li>● BO Copper</li> <li>● MO Metallic Copper</li> <li>● NO Metallic Gold</li> <li>● PO Metallic Chrome</li> <li>RA RAL Chart</li> </ul>




# NOLA GUTTA 370

LKS1 01

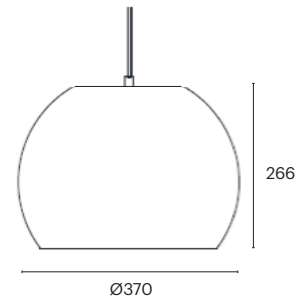
GOOD NIGHT

Suspended



<b>Installation</b>	Indoor
<b>Mounting Position</b>	Suspended
<b>IP</b>	20
<b>Wattage</b>	max 50W
<b>Lumen output</b>	E27
<b>Connection</b>	230V
<b>Driver</b>	Not required
<b>Dimmable</b>	Depending on lamp

<b>CRI</b>	E27
<b>Life Time</b>	E27
<b>Cut-out Size</b>	-
<b>Dimensions</b>	Ø370 h266mm
<b>Adjustable</b>	No



LKS101.\*\*.\*\*.\*\*

Number	W	Colour Temperature	Light Distribution	Finish
LKS101	E27	XX	XX	<p><i>Exterior &amp; Interior</i></p> <ul style="list-style-type: none"> <li>⊙ 11 White &amp; White</li> <li>● 21 Black &amp; White</li> <li>⊙ 22 Black &amp; Black</li> <li>● 24 Black &amp; Gold</li> <li>⊙ 44 Gold &amp; Gold</li> <li>● AA Corten &amp; Corten</li> <li>● MN Metal Copper &amp; Metal Copper</li> <li>● NN Metal Gold &amp; Metal Gold</li> <li>● PP Metal Chrome &amp; Metal Chrome</li> </ul> <p>RA RAL chart</p> <p>Other combinations on request</p>

Suspended






# NOLA GUTTA 300

LKS1 02

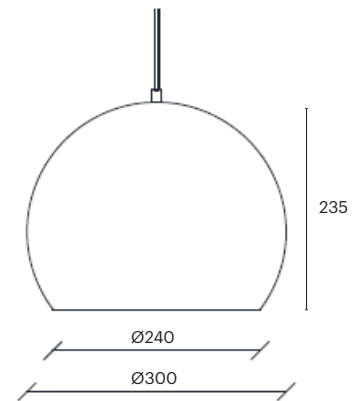
GOOD NIGHT

Suspended



<b>Installation</b>	Indoor
<b>Mounting Position</b>	Suspended
<b>IP</b>	20
<b>Wattage</b>	max 50W
<b>Lumen output</b>	E27
<b>Connection</b>	230V
<b>Driver</b>	Not required
<b>Dimmable</b>	Depending on lamp


<b>CRI</b>	E27
<b>Life Time</b>	E27
<b>Cut-out Size</b>	-
<b>Dimensions</b>	Ø300 h235mm
<b>Adjustable</b>	No



LKS102.\*\*.\*\*.\*\*

Number	W	Colour Temperature	Light Distribution	Finish
LKS102	E27	XX	XX	<p><i>Exterior &amp; Interior</i></p> <ul style="list-style-type: none"> <li>⊙ 11 White &amp; White</li> <li>● 21 Black &amp; White</li> <li>⊙ 22 Black &amp; Black</li> <li>● 24 Black &amp; Gold</li> <li>⊙ 44 Gold &amp; Gold</li> <li>● AA Corten &amp; Corten</li> <li>⊙ MN Metal Copper &amp; Metal Copper</li> <li>⊙ NN Metal Gold &amp; Metal Gold</li> <li>⊙ PP Metal Chrome &amp; Metal Chrome</li> </ul> <p>RA RAL chart</p> <p>Other combinations on request</p>

Suspended



# NOLA SICCO 3927

LKS1 03

GOOD NIGHT

Suspended



INDOOR

SUSPENDED



DIMMABLE

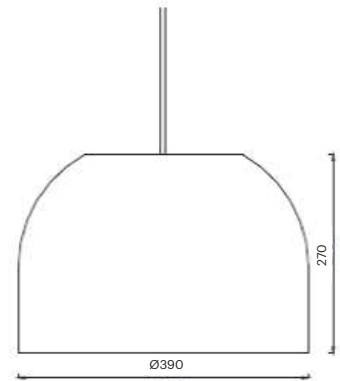


CASAMBI




WIRELESS

<b>Installation</b>	Indoor	<b>CRI</b>	E27
<b>Mounting Position</b>	Suspended	<b>Life Time</b>	E27
<b>IP</b>	20	<b>Cut-out Size</b>	-
<b>Wattage</b>	max 50W	<b>Dimensions</b>	Ø390 h270mm
<b>Lumen output</b>	E27	<b>Adjustable</b>	No
<b>Connection</b>	230V		
<b>Driver</b>	Not required		
<b>Dimmable</b>	Depending on lamp		



LKS103.\*\*.\*\*.\*\*

Number	W	Colour Temperature	Light Distribution	Finish
LKS103	E27	XX	XX	<p><i>Exterior &amp; Interior</i></p> <ul style="list-style-type: none"> <li>⊙ 11 White &amp; White</li> <li>● 21 Black &amp; White</li> <li>⊙ 22 Black &amp; Black</li> <li>● 24 Black &amp; Gold</li> <li>⊙ 44 Gold &amp; Gold</li> <li>● AA Corten &amp; Corten</li> <li>● MN Metal Copper &amp; Metal Copper</li> <li>● NN Metal Gold &amp; Metal Gold</li> <li>● PP Metal Chrome &amp; Metal Chrome</li> </ul> <p>RA RAL chart</p> <p>Other combinations on request</p>



# NOLA BASIC 3716

LKS1 04

GOOD NIGHT

Suspended



INDOOR      SUSPENDED

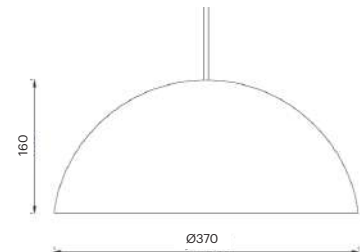


DIMMABLE

CASAMBI

WIRELESS

<b>Installation</b>	Indoor	<b>CRI</b>	E27
<b>Mounting Position</b>	Suspended	<b>Life Time</b>	E27
<b>IP</b>	20	<b>Cut-out Size</b>	-
<b>Wattage</b>	max 50W	<b>Dimensions</b>	Ø370 h160mm
<b>Lumen output</b>	E27	<b>Adjustable</b>	No
<b>Connection</b>	230V		
<b>Driver</b>	Not required		
<b>Dimmable</b>	Depending on lamp		



LKS104.\*\*.\*\*.\*\*

Number	W	Colour Temperature	Light Distribution	Finish
LKS104	E27	XX	XX	<p><i>Exterior &amp; Interior</i></p> <ul style="list-style-type: none"> <li>⊙ 11 White &amp; White</li> <li>● 21 Black &amp; White</li> <li>⊙ 22 Black &amp; Black</li> <li>● 24 Black &amp; Gold</li> <li>⊙ 44 Gold &amp; Gold</li> <li>● AA Corten &amp; Corten</li> <li>● MN Metal Copper &amp; Metal Copper</li> <li>● NN Metal Gold &amp; Metal Gold</li> <li>● PP Metal Chrome &amp; Metal Chrome</li> </ul> <p>RA RAL chart</p> <p>Other combinations on request</p>




# NOLA BASIC 1608

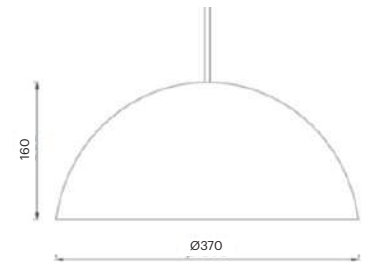
LKS1 05

GOOD NIGHT

Suspended



<b>Installation</b>	Indoor	<b>CRI</b>	E27
<b>Mounting Position</b>	Suspended	<b>Life Time L70</b>	E27
<b>IP</b>	20	<b>Cut-out Size</b>	-
<b>Wattage</b>	max 50W	<b>Dimensions</b>	Ø370 h160mm
<b>Lumen output</b>	E27	<b>Adjustable</b>	No
<b>Connection</b>	230V		
<b>Driver</b>	Not required		
<b>Dimmable</b>	Depending on lamp		



LKS105.\*\*.\*\*.\*\*


Number	W	Colour Temperature	Light Distribution	Finish
LKS105	E27	XX	XX	<p><i>Exterior &amp; Interior</i></p> <ul style="list-style-type: none"> <li>⊙ 11 White &amp; White</li> <li>● 21 Black &amp; White</li> <li>⊙ 22 Black &amp; Black</li> <li>● 24 Black &amp; Gold</li> <li>⊙ 44 Gold &amp; Gold</li> <li>● AA Corten &amp; Corten</li> <li>⊙ MN Metal Copper &amp; Metal Copper</li> <li>⊙ NN Metal Gold &amp; Metal Gold</li> <li>⊙ PP Metal Chrome &amp; Metal Chrome</li> </ul> <p>RA RAL chart</p> <p>Other combinations on request</p>

# NOLA CONUS 1517

LKS2 02

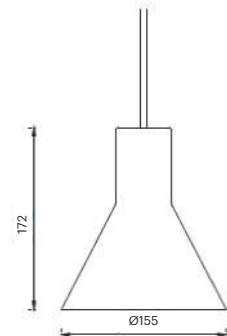
GOOD NIGHT

Suspended



<b>Installation</b>	Indoor
<b>Mounting Position</b>	Suspended
<b>IP</b>	20
<b>Wattage</b>	max 50W
<b>Lumen output</b>	E27
<b>Connection</b>	230V
<b>Driver</b>	Not required
<b>Dimmable</b>	Depending on lamp

<b>CRI</b>	E27
<b>Life Time L70</b>	E27
<b>Cut-out Size</b>	-
<b>Dimensions</b>	Ø155 h172mm
<b>Adjustable</b>	No



LKS2 02.\*\*.\*\*.\*.\*\*

Number	W	Colour Temperature	Light Distribution	Finish
LKS202	E27	XX	XX	<p><i>Exterior &amp; Interior</i></p> <ul style="list-style-type: none"> <li>⊙ 11 White &amp; White</li> <li>● 21 Black &amp; White</li> <li>⊙ 22 Black &amp; Black</li> <li>● 24 Black &amp; Gold</li> <li>⊙ 44 Gold &amp; Gold</li> <li>● AA Corten &amp; Corten</li> <li>● MN Metal Copper &amp; Metal Copper</li> <li>● NN Metal Gold &amp; Metal Gold</li> <li>● PP Metal Chrome &amp; Metal Chrome</li> </ul> <p>RA RAL chart</p> <p>Other combinations on request</p>




# NOLA CONUS 2527

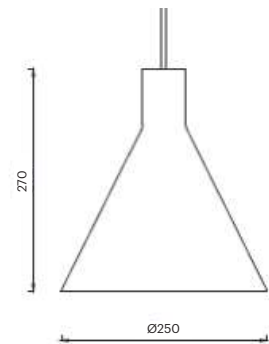
LKS2 01

GOOD NIGHT

Suspended



<b>Installation</b>	Indoor	<b>CRI</b>	E27
<b>Mounting Position</b>	Suspended	<b>Life Time L70</b>	E27
<b>IP</b>	20	<b>Cut-out Size</b>	-
<b>Wattage</b>	max 50W	<b>Dimensions</b>	Ø250 h270mm
<b>Lumen output</b>	E27	<b>Adjustable</b>	No
<b>Connection</b>	230V		
<b>Driver</b>	Not required		
<b>Dimmable</b>	Depending on lamp		



LKS2 02.\*\*.\*\*.\*.\*\*

Number	W	Colour Temperature	Light Distribution	Finish
LKS201	E27	XX	XX	<p><i>Exterior &amp; Interior</i></p> <ul style="list-style-type: none"> <li>⊙ 11 White &amp; White</li> <li>● 21 Black &amp; White</li> <li>⊙ 22 Black &amp; Black</li> <li>● 24 Black &amp; Gold</li> <li>⊙ 44 Gold &amp; Gold</li> <li>● AA Corten &amp; Corten</li> <li>● MN Metal Copper &amp; Metal Copper</li> <li>● NN Metal Gold &amp; Metal Gold</li> <li>● PP Metal Chrome &amp; Metal Chrome</li> </ul> <p>RA RAL chart</p> <p>Other combinations on request</p>



Suspended






# NOLA CLASSIC 3517

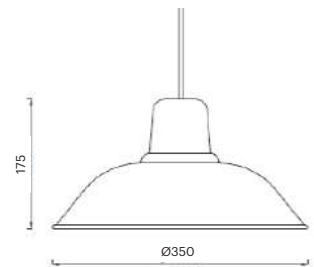
LKS3 01

GOOD NIGHT

Suspended



<b>Installation</b>	Indoor	<b>CRI</b>	E27
<b>Mounting Position</b>	Suspended	<b>Life Time L70</b>	E27
<b>IP</b>	20	<b>Cut-out Size</b>	-
<b>Wattage</b>	max 50W	<b>Dimensions</b>	Ø350 h175mm
<b>Lumen output</b>	E27	<b>Adjustable</b>	No
<b>Connection</b>	230V		
<b>Driver</b>	Not required		
<b>Dimmable</b>	Depending on lamp		



LKS3 01.\*\*.\*\*.\*.\*\*

Number	W	Colour Temperature	Light Distribution	Finish
LKS301	E27	XX	XX	<p><i>Exterior &amp; Interior</i></p> <ul style="list-style-type: none"> <li>⊙ 11 White &amp; White</li> <li>● 21 Black &amp; White</li> <li>⊙ 22 Black &amp; Black</li> <li>● 24 Black &amp; Gold</li> <li>⊙ 44 Gold &amp; Gold</li> <li>● AA Corten &amp; Corten</li> <li>⊙ MN Metal Copper &amp; Metal Copper</li> <li>⊙ NN Metal Gold &amp; Metal Gold</li> <li>⊙ PP Metal Chrome &amp; Metal Chrome</li> </ul> <p>RA RAL chart</p> <p>Other combinations on request</p>

Suspended




# NOLA CLASSIC 2813

LKS3 02

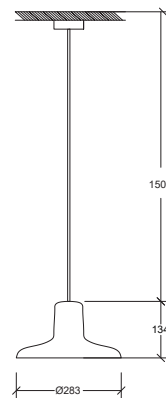
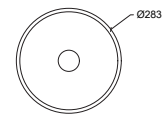
GOOD NIGHT

Suspended



<b>Installation</b>	Indoor
<b>Mounting Position</b>	Suspended
<b>IP</b>	20
<b>Wattage</b>	max 50W
<b>Lumen output</b>	E27
<b>Connection</b>	230V
<b>Driver</b>	Not required
<b>Dimmable</b>	Depending on lamp

<b>CRI</b>	E27
<b>Life Time L70</b>	E27
<b>Cut-out Size</b>	-
<b>Dimensions</b>	Ø283 h134mm
<b>Adjustable</b>	No



LKS3 02.\*\*.\*\*.\*\*

Number	W	Colour Temperature	Light Distribution	Finish
LKS302	E27	XX	XX	<p><i>Exterior &amp; Interior</i></p> <ul style="list-style-type: none"> <li>⊙ 11 White &amp; White</li> <li>● 21 Black &amp; White</li> <li>⊙ 22 Black &amp; Black</li> <li>● 24 Black &amp; Gold</li> <li>⊙ 44 Gold &amp; Gold</li> <li>● AA Corten &amp; Corten</li> <li>⊙ MN Metal Copper &amp; Metal Copper</li> <li>⊙ NN Metal Gold &amp; Metal Gold</li> <li>⊙ PP Metal Chrome &amp; Metal Chrome</li> </ul> <p>RA RAL chart</p> <p>Other combinations on request</p>




# NOLA INDUSTRIAE 4726

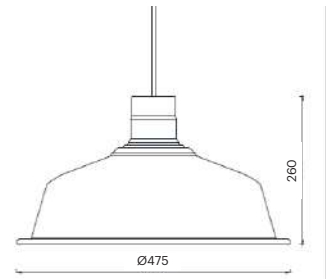
LKS3 03

GOOD NIGHT

Suspended



<b>Installation</b>	Indoor	<b>CRI</b>	E27
<b>Mounting Position</b>	Suspended	<b>Life Time L70</b>	E27
<b>IP</b>	20	<b>Cut-out Size</b>	-
<b>Wattage</b>	max 50W	<b>Dimensions</b>	Ø475 h260mm
<b>Lumen output</b>	E27	<b>Adjustable</b>	No
<b>Connection</b>	230V		
<b>Driver</b>	Not required		
<b>Dimmable</b>	Depending on lamp		



LKS3 03.\*\*.\*\*.\*\*

Number	W	Colour Temperature	Light Distribution	Finish
LKS303	E27	XX	XX	<p><i>Exterior &amp; Interior</i></p> <ul style="list-style-type: none"> <li>⊙ 11 White &amp; White</li> <li>● 21 Black &amp; White</li> <li>⊙ 22 Black &amp; Black</li> <li>● 24 Black &amp; Gold</li> <li>⊙ 44 Gold &amp; Gold</li> <li>● AA Corten &amp; Corten</li> <li>● MN Metal Copper &amp; Metal Copper</li> <li>● NN Metal Gold &amp; Metal Gold</li> <li>● PP Metal Chrome &amp; Metal Chrome</li> </ul> <p>RA RAL chart</p> <p>Other combinations on request</p>




# NOLA NORDIC 4619

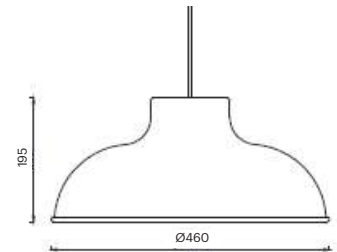
LKS3 04

GOOD NIGHT

Suspended



<b>Installation</b>	Indoor	<b>CRI</b>	E27
<b>Mounting Position</b>	Suspended	<b>Life Time L70</b>	E27
<b>IP</b>	20	<b>Cut-out Size</b>	-
<b>Wattage</b>	max 50W	<b>Dimensions</b>	Ø460 h195mm
<b>Lumen output</b>	E27	<b>Adjustable</b>	No
<b>Connection</b>	230V		
<b>Driver</b>	Not required		
<b>Dimmable</b>	Depending on lamp		



LKS3 04.\*\*.\*\*.\*\*

Number	W	Colour Temperature	Light Distribution	Finish
LKS304	E27	XX	XX	<p><i>Exterior &amp; Interior</i></p> <ul style="list-style-type: none"> <li>⊙ 11 White &amp; White</li> <li>● 21 Black &amp; White</li> <li>⊙ 22 Black &amp; Black</li> <li>● 24 Black &amp; Gold</li> <li>⊙ 44 Gold &amp; Gold</li> <li>● AA Corten &amp; Corten</li> <li>● MN Metal Copper &amp; Metal Copper</li> <li>● NN Metal Gold &amp; Metal Gold</li> <li>● PP Metal Chrome &amp; Metal Chrome</li> </ul> <p>RA RAL chart</p> <p>Other combinations on request</p>



# NOLA BONN 2322

LKS4 01

GOOD NIGHT

Suspended



INDOOR

SUSPENDED



DIMMABLE

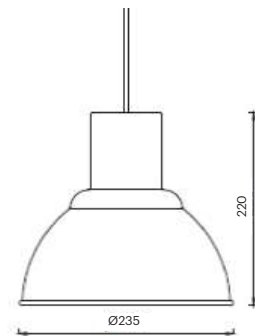


CASAMBI



WIRELESS

<b>Installation</b>	Indoor	<b>CRI</b>	E27
<b>Mounting Position</b>	Suspended	<b>Life Time L70</b>	E27
<b>IP</b>	20	<b>Cut-out Size</b>	-
<b>Wattage</b>	max 50W	<b>Dimensions</b>	Ø235 h220mm
<b>Lumen output</b>	E27	<b>Adjustable</b>	No
<b>Connection</b>	230V		
<b>Driver</b>	Not required		
<b>Dimmable</b>	Depending on lamp		



LKS4 01.\*\*.\*\*.\*.\*\*

Number	W	Colour Temperature	Light Distribution	Finish
LKS401	E27	XX	XX	<p><i>Exterior &amp; Interior</i></p> <ul style="list-style-type: none"> <li>⊙ 11 White &amp; White</li> <li>● 21 Black &amp; White</li> <li>⊙ 22 Black &amp; Black</li> <li>● 24 Black &amp; Gold</li> <li>⊙ 44 Gold &amp; Gold</li> <li>● AA Corten &amp; Corten</li> <li>● MN Metal Copper &amp; Metal Copper</li> <li>● NN Metal Gold &amp; Metal Gold</li> <li>● PP Metal Chrome &amp; Metal Chrome</li> </ul> <p>RA RAL chart</p> <p>Other combinations on request</p>

Suspended





# NOLA CAUPONA 1616

LKS4 02

GOOD NIGHT

Suspended



INDOOR

SUSPENDED



DIMMABLE

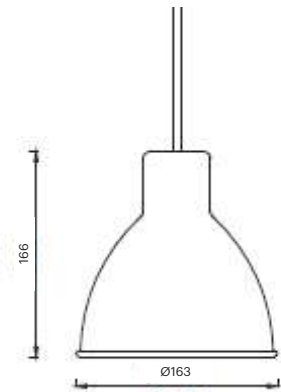


CASAMBI



WIRELESS

<b>Installation</b>	Indoor	<b>CRI</b>	E27
<b>Mounting Position</b>	Suspended	<b>Life Time L70</b>	E27
<b>IP</b>	20	<b>Cut-out Size</b>	-
<b>Wattage</b>	max 50W	<b>Dimensions</b>	Ø163 h166mm
<b>Lumen output</b>	E27	<b>Adjustable</b>	No
<b>Connection</b>	230V		
<b>Driver</b>	Not required		
<b>Dimmable</b>	Depending on lamp		



LKS4 02.\*\*.\*\*.\*\*

Number	W	Colour Temperature	Light Distribution	Finish
LKS402	E27	XX	XX	<p><i>Exterior &amp; Interior</i></p> <ul style="list-style-type: none"> <li>⊙ 11 White &amp; White</li> <li>● 21 Black &amp; White</li> <li>⊙ 22 Black &amp; Black</li> <li>● 24 Black &amp; Gold</li> <li>⊙ 44 Gold &amp; Gold</li> <li>● AA Corten &amp; Corten</li> <li>● MN Metal Copper &amp; Metal Copper</li> <li>● NN Metal Gold &amp; Metal Gold</li> <li>● PP Metal Chrome &amp; Metal Chrome</li> </ul> <p>RA RAL chart</p> <p>Other combinations on request</p>



# NOLA CAUPONA 2722

LKS4 03

GOOD NIGHT

Suspended



INDOOR

SUSPENDED



DIMMABLE

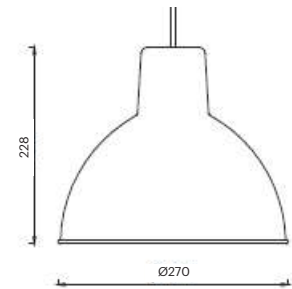


CASAMBI



WIRELESS

<b>Installation</b>	Indoor	<b>CRI</b>	E27
<b>Mounting Position</b>	Suspended	<b>Life Time L70</b>	E27
<b>IP</b>	20	<b>Cut-out Size</b>	-
<b>Wattage</b>	max 50W	<b>Dimensions</b>	Ø270 h228mm
<b>Lumen output</b>	E27	<b>Adjustable</b>	No
<b>Connection</b>	230V		
<b>Driver</b>	Not required		
<b>Dimmable</b>	Depending on lamp		



LKS4 03.\*\*.\*\*.\*\*

Number	W	Colour Temperature	Light Distribution	Finish
LKS403	E27	XX	XX	<p><i>Exterior &amp; Interior</i></p> <ul style="list-style-type: none"> <li>⊙ 11 White &amp; White</li> <li>● 21 Black &amp; White</li> <li>⊙ 22 Black &amp; Black</li> <li>● 24 Black &amp; Gold</li> <li>⊙ 44 Gold &amp; Gold</li> <li>● AA Corten &amp; Corten</li> <li>● MN Metal Copper &amp; Metal Copper</li> <li>● NN Metal Gold &amp; Metal Gold</li> <li>● PP Metal Chrome &amp; Metal Chrome</li> </ul> <p>RA RAL chart</p> <p>Other combinations on request</p>



# NOLA CAUPONA 3127

LKS4 04

GOOD NIGHT

Suspended



INDOOR

SUSPENDED



DIMMABLE

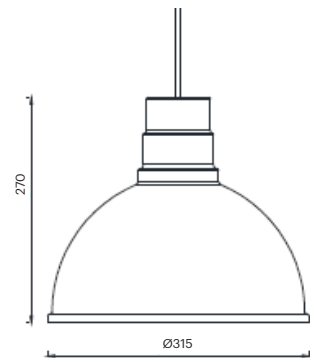


CASAMBI



WIRELESS

<b>Installation</b>	Indoor	<b>CRI</b>	E27
<b>Mounting Position</b>	Suspended	<b>Life Time L70</b>	E27
<b>IP</b>	20	<b>Cut-out Size</b>	-
<b>Wattage</b>	max 50W	<b>Dimensions</b>	Ø315 h270mm
<b>Lumen output</b>	E27	<b>Adjustable</b>	No
<b>Connection</b>	230V		
<b>Driver</b>	Not required		
<b>Dimmable</b>	Depending on lamp		



LKS4 04.\*\*.\*\*.\*\*

Number	W	Colour Temperature	Light Distribution	Finish
LKS404	E27	XX	XX	<p><i>Exterior &amp; Interior</i></p> <ul style="list-style-type: none"> <li>⊙ 11 White &amp; White</li> <li>● 21 Black &amp; White</li> <li>⊙ 22 Black &amp; Black</li> <li>● 24 Black &amp; Gold</li> <li>⊙ 44 Gold &amp; Gold</li> <li>● AA Corten &amp; Corten</li> <li>● MN Metal Copper &amp; Metal Copper</li> <li>● NN Metal Gold &amp; Metal Gold</li> <li>● PP Metal Chrome &amp; Metal Chrome</li> </ul> <p>RA RAL chart</p> <p>Other combinations on request</p>






# NOLA SINA 5217

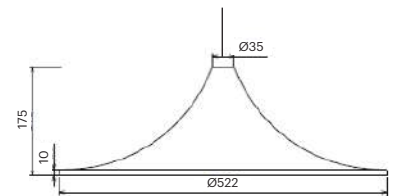
LKS5 01

GOOD NIGHT

Suspended



<b>Installation</b>	Indoor	<b>CRI</b>	E27
<b>Mounting Position</b>	Suspended	<b>Life Time L70</b>	E27
<b>IP</b>	20	<b>Cut-out Size</b>	-
<b>Wattage</b>	max 50W	<b>Dimensions</b>	Ø522 h175mm
<b>Lumen output</b>	E27	<b>Adjustable</b>	No
<b>Connection</b>	230V		
<b>Driver</b>	Not required		
<b>Dimmable</b>	Depending on lamp		



LKS5 01.\*\*.\*\*.\*\*

Number	W	Colour Temperature	Light Distribution	Finish
LKS5 01	E27	XX	XX	<p><i>Exterior &amp; Interior</i></p> <ul style="list-style-type: none"> <li>⊙ 11 White &amp; White</li> <li>● 21 Black &amp; White</li> <li>⊙ 22 Black &amp; Black</li> <li>● 24 Black &amp; Gold</li> <li>⊙ 44 Gold &amp; Gold</li> <li>● AA Corten &amp; Corten</li> <li>● MN Metal Copper &amp; Metal Copper</li> <li>● NN Metal Gold &amp; Metal Gold</li> <li>● PP Metal Chrome &amp; Metal Chrome</li> </ul> <p>RA RAL chart</p> <p>Other combinations on request</p>



Suspended




# NOLA VOLANS 3216

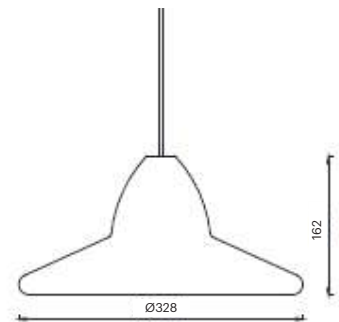
LKS6 01

GOOD NIGHT

Suspended



<b>Installation</b>	Indoor	<b>CRI</b>	E27
<b>Mounting Position</b>	Suspended	<b>Life Time L70</b>	E27
<b>IP</b>	20	<b>Cut-out Size</b>	-
<b>Wattage</b>	max 50W	<b>Dimensions</b>	Ø328 h162mm
<b>Lumen output</b>	E27	<b>Adjustable</b>	No
<b>Connection</b>	230V		
<b>Driver</b>	Not required		
<b>Dimmable</b>	Depending on lamp		



LKS6 01.\*\*.\*\*.\*.\*\*

Number	W	Colour Temperature	Light Distribution	Finish
LKS6 01	E27	XX	XX	<p><i>Exterior &amp; Interior</i></p> <ul style="list-style-type: none"> <li>⊙ 11 White &amp; White</li> <li>● 21 Black &amp; White</li> <li>⊙ 22 Black &amp; Black</li> <li>● 24 Black &amp; Gold</li> <li>⊙ 44 Gold &amp; Gold</li> <li>● AA Corten &amp; Corten</li> <li>⊙ MN Metal Copper &amp; Metal Copper</li> <li>⊙ NN Metal Gold &amp; Metal Gold</li> <li>⊙ PP Metal Chrome &amp; Metal Chrome</li> </ul> <p>RA RAL chart</p> <p>Other combinations on request</p>





Suspended





# GOOD NIGHT

Good Night Lighting Special Products is the result of a passion for light, of a deep knowledge about lighting and a long experience in lights. It comes with the intention to bring good light to all areas, to make them more pleasant and appealing, by adapting to their particular needs and making lighting synonymous with beauty and atmosphere.

We understand our products as quality lighting solutions based on technology, design and awareness of light that only experience can provide. Our lights are carefully selected to meet the requirements that allow us to fulfill our commitment in terms of comfort, quality and guarantee

## Contact us

Good Night Lighting  
Santiago Rusiñol, 14 nave B5  
Pol. Ind. Can Humet de Dalt  
08213 - Polinyà  
Barcelona

+34 935 285 434  
info@goodnight-lighting.com  
www.goodnight-lighting.com

# GOOD NIGHT

Graphic design  
EXITDESIGN

Product photography  
EXITDESIGN

Good Night assumes no liability or responsibility for any errors or omissions in the content of this catalogue.

Good Night reserves the right to alter any model or characteristics without prior notice.

This catalogue replaces all previous catalogues.

Good Night® is a registered trademark.

[www.goodnight-lighting.com](http://www.goodnight-lighting.com)